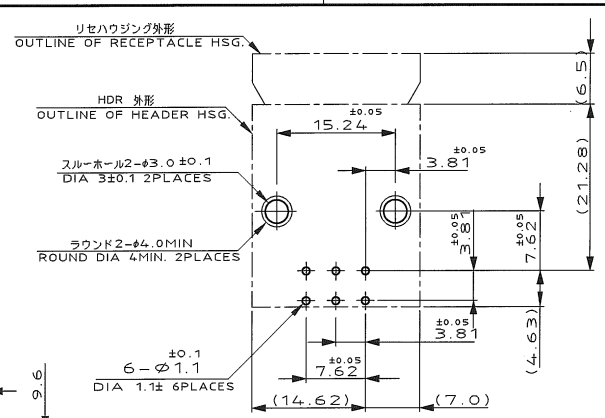
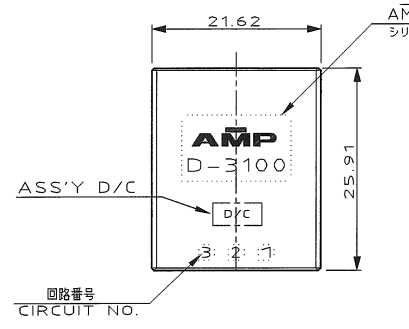
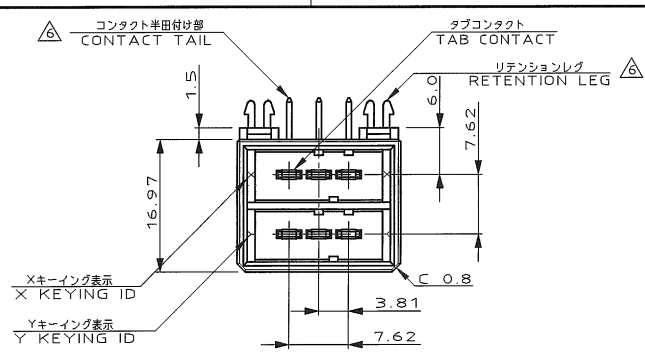


NUMBER 178137
3-1/4 ANGLE PROJECTION
METRIC



(非累積公差)
推奨基板取付け寸法 (コネクタ搭載面)
RECOMMEND PC BOARD HOLE PATTERN (NOT ACCUMULATE TOLERANCE)
PC BOARD THICKNESSES: 1.6±0.1 (PC 基板厚: 1.6±0.1)

- 注記
- 材料: ハウジング: ガラス入りポリエステル樹脂
リテンションレグ: 銅合金 熱可塑性ポリエステル樹脂
 - めっき: (コンタクト接触部) ニッケル下地の他に 0.38μMIN 金メッキ
 - めっき: (コンタクト接触部) ニッケル下地の他に 0.76μMIN 金メッキ
 - めっき: (コンタクト全面) ニッケル下地の他に 2.0 μMIN スズメッキ
 - めっき: (リテンションレグとコンタクト半田付け部) ニッケル下地の他に半田メッキ
 - めっき: (リテンションレグとコンタクト半田付け部) ニッケル下地の他にスズめっき
- NOTES
- MATERIAL HOUSING: GLASS FILED POLYESTER CONTACT: COPPER ALLOY RETENTION LEG: COPPER ALLOY
 - FINISH (CONTACT AREA): 0.38μMIN GOLD PLATED OVER NICKEL
 - FINISH (CONTACT AREA): 0.76μMIN GOLD PLATED OVER NICKEL
 - FINISH (CONTACT): 2.0 μMIN TIN PLATED OVER NICKEL
 - FINISH (RETENTION LEG AND CONTACT TAIL): TIN LEAD PLATED OVER NICKEL
 - FINISH (RETENTION LEG): TIN PLATED (CONTACT TAIL) OVER NICKEL

PRINT DIST
DIMENSIONS IN MILLIMETERS. DO NOT SCALE PRINT

KEYING LOCATION	KEYING NAME	FINISH	PART NO.
XY	△	△	3-178137-5
		△	3-178137-3
YY	△	△	2-178137-5
		△	2-178137-3
XX	△	△	1-178137-5
		△	1-178137-3
		△	2-178137-2

Copyright © 1992 AMP(Japan) LTD. ALL RIGHTS RESERVED.				Tyco Electronics AMP K.K. Kawasaki, Japan	
WIRE RANGE		INSULATION DIA		NAME	
mm (AWG)		mm		DYNAMIC D-3100 3.81 X 7.62 PITCH(H) 6POS. HDR CONN. ASS'Y (KEY:XX,YY,XY)	
MATERIAL		FINISH		GENERAL TOLERANCES	
SEE NOTE		SEE NOTE		100% ±0.3 100% ±0.4 30% ±0.5	
DR. Y.TANAKA 1-JULY-92		DE. Y.TANAKA 1-JULY-92		SIZE LOC NUMBER	
CHK. S.MANABE 6-JUL-92		APP. S.MANABE 6-JUL-92		A3 J C 178137	
LTR REVISION RECORD		DR		SCALE 2-1	
CHK		DATE		REV. C SHEET 1 OF 1	

(CUSTOMER DRAWING) 顧客用図面