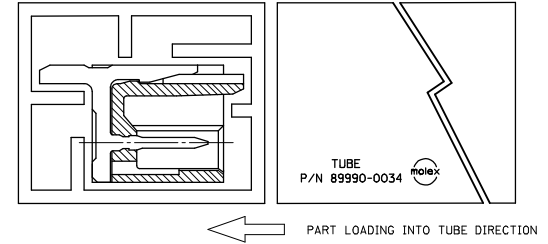
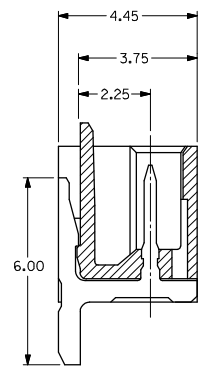
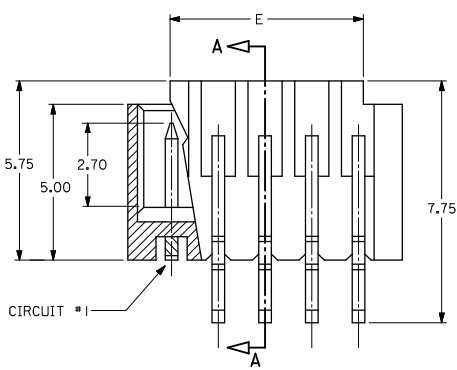
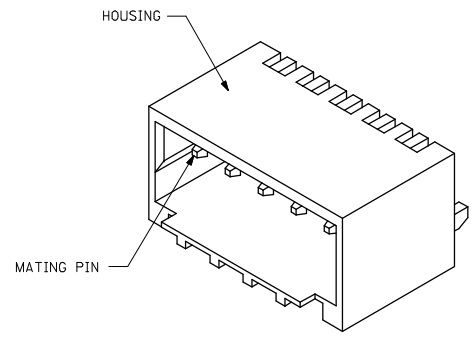
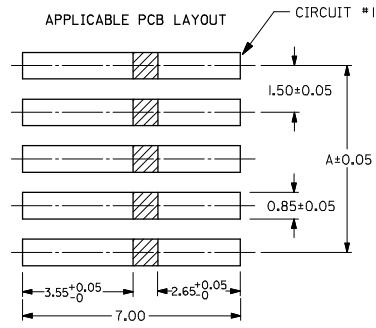
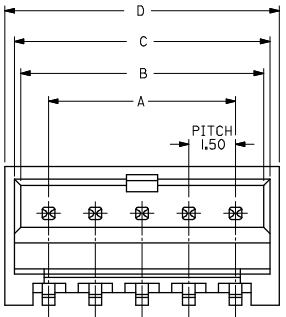


10 | 9 | 8 | 7 | 6 | 5 | 4 | 3 | 2 | 1



SECTION A-A

- NOTES:
- MATERIALS:  
HOUSING: NYLON, GLASS-FILLED, UL94 V-0,  
COLOR: SEE TABLE  
PINS: BRASS ALLOY, C26000
  - PLATING: 2.54µM MIN. TIN OVER 1.27µM MIN. NICKEL.
  - DRAWING SHOWS PLUG WITH 5 CIRCUITS.
  - HEADER TO BE USED WITH CRIMP HOUSING, P/N 87439 AND CRIMP TERMINAL, P/N 87421
  - PARTS SHALL BE PACKED IN MOISTURE BARRIER BAG.

ADD TUBE DETAILS E.C. NO: S22008-0476 DRWNSKANG 2007/12/14 CHYKATSEE 2007/12/18 APPR:MLONG 2007/12/18 D3	DESCRIPTION REV	QUALITY SYMBOLS ▽=0 ▽=0	GENERAL TOLERANCES (UNLESS SPECIFIED)		DIMENSION STYLE MM ONLY		SCALE NTS	DESIGN UNITS METRIC	THIRD ANGLE PROJECTION		
		4 PLACES ± --- ± ---	mm INCH	DRAWN BY KCLING	DATE 1994/04/08	TITLE 1.50MM PITCH, W-T-B HEADER, R/A, SMT					
		3 PLACES ± --- ± ---	2 PLACES ± 0.20 ± ---	CHECKED BY SKTOH	DATE 1994/04/21	MOLEX INCORPORATED					
		1 PLACE ± --- ± ---	ANGULAR ± 3°	APPROVED BY RWONG	DATE 1994/04/24	MATERIAL NO. SEE TABLE	DOCUMENT NO. SD-87438-**-31	SHEET NO. 1 OF 3			
DRAFT WHERE APPLICABLE MUST REMAIN WITHIN DIMENSIONS			THIS DRAWING CONTAINS INFORMATION THAT IS PROPRIETARY TO MOLEX INCORPORATED AND SHOULD NOT BE USED WITHOUT WRITTEN PERMISSION								

9 | 8 | 7 | 6 | 5 | 4 | 3 | 2 | 1

10 9 8 7 6 5 4 3 2 1

CKT SIZE	A	B	C	D	E
02	1.50	3.30	3.70	4.30	1.70
03	3.00	4.80	5.20	5.80	3.20
04	4.50	6.30	6.70	7.30	4.70
05	6.00	7.80	8.20	8.80	6.20
06	7.50	9.30	9.70	10.30	7.70
07	9.00	10.80	11.20	11.80	9.20
08	10.50	12.30	12.70	13.30	10.70
09	12.00	13.80	14.20	14.80	12.20
10	13.50	15.30	15.70	16.30	13.70
11	15.00	16.80	17.20	17.80	15.20
12	16.50	18.30	18.70	19.30	16.70
13	18.00	19.80	20.20	20.80	18.20
14	19.50	21.30	21.70	22.30	19.70
15	21.00	22.80	23.20	23.80	21.20

PART NUMBER ASSIGNMENT

87438-XXXX

- 2- TUBE PACKAGING
- 3- TAPE AND REEL PACKAGING
- 4- BEIGE COLOR HSG
- 6- BLACK COLOR HSG
- 2 TO 15 - CIRCUIT SIZE

ADD TUBE DETAILS EEC NO: S2008-0476 DRWNSKANG 2007/12/14 CHYKATSEE 2007/12/18 APPR:MLONG 2007/12/18	DESCRIPTION REV	QUALITY SYMBOLS	GENERAL TOLERANCES (UNLESS SPECIFIED)		DIMENSION STYLE MM ONLY		SCALE NTS	DESIGN UNITS METRIC	THIRD ANGLE PROJECTION			
		▽=0 ▽=0	mm	INCH	DRAWN BY KCLING	DATE 1994/04/08	TITLE 1.50MM PITCH, W-T-B HEADER, R/A, SMT					
		4 PLACES ± --- ± ---	3 PLACES ± --- ± ---	2 PLACES ± 0.20 ± ---	1 PLACE ± --- ± ---	CHECKED BY SKTOH	DATE 1994/04/21	MOLEX INCORPORATED				
		ANGULAR ± 3°		DRAFT WHERE APPLICABLE MUST REMAIN WITHIN DIMENSIONS		APPROVED BY RWONG	DATE 1994/04/24	MATERIAL NO. SEE TABLE	DOCUMENT NO. SD-87438-**31	SHEET NO. 2 OF 3		

