PART NO.	ENG. NUMBER	LOCATION (SEE CHART)	MAT'L	POLAR. PEG	PLATING (SEE CHART)
10-18-1120	A-3099-1201	A	V-0	YES	B
10-18-1121	A-3099-1202	B	V-0	YES	B
10-18-1122	A-3099-1203	C	V-0	YES	B

TERMINAL LOCATION CHART
(M=MALE, F=FEMALE, B=BLANK)

TERM. LOC. CODE	CIRCUIT LOCATION											
	1	2	3	4	5	6	7	8	9	10	11	12
A	M	M	M	M	M	M	M	M	M	M	M	M
B	M	M	F	M	M	M	M	M	M	M	M	M
C	F	F	F	F	F	F	F	F	F	F	F	F

PLATING CODE	PLATING
A	UNPLATED
B	PINS ONLY: OVERALL TIN: .000200/(0.00508) MIN. OVER COPPER: .000100/(0.00254) MIN. SOCKETS ONLY: OVERALL TIN: .000050/(0.00127) MIN. OVER NICKEL: .000050/(0.00127) MIN.

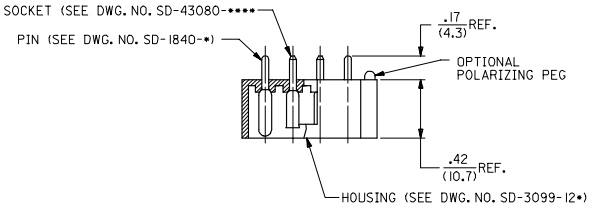

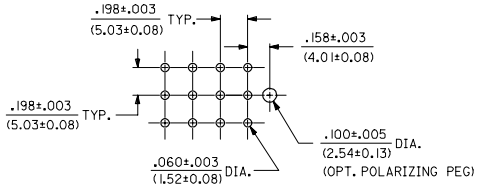

RECOMMENDED P.C. BOARD HOLE LAYOUT

SCALE: 2X

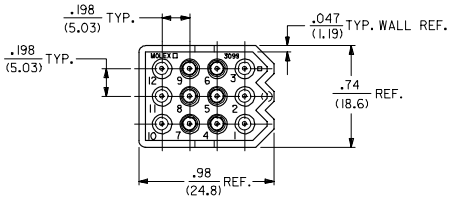

1. MATERIAL:
   HOUSING: UNFILLED POLYESTER, 94V-0, COLOR-BLACK
   PIN TERMINAL: CARTRIDGE BRASS
   SOCKET TERMINAL: PHOSPHOR BRONZE
2. FINISH: SEE TABLE
3. PRODUCT SPECIFICATION: N/A
4. PACKAGING SPECIFICATION: N/A
5. MATES WITH MOLEX 1490 RECEPTACLES AND .093/(2.36) SERIES TERMINALS
6. ASSEMBLIES TO BE MOUNTED ON SUPPORTED EDGE OF P.C. BOARD
7. WHERE MALE TERMINALS ARE USED, MATING CONNECTOR TO USE FEMALE TERMINAL WITH CLOSED SLOT IN BARREL.

REV	DESCRIPTION	
E2	UPDATE PLATING EC NO: UCP2006-2825 DRWN:PRIDDER CHK:DAELHAG APPR:FSMITH	2006/06/08 2006/06/09 2006/06/12

QUALITY SYMBOLS
▼=0
▽=0

GENERAL TOLERANCES (UNLESS SPECIFIED)

	mm	INCH
4 PLACES	± ---	± ---
3 PLACES	± ---	± .010
2 PLACES	± 0.25	± .014
1 PLACE	± 0.35	± ---
ANGULAR ±1/2°		

DRAFT WHERE APPLICABLE MUST REMAIN WITHIN DIMENSIONS

DIMENSION STYLE: IN/MM
SCALE: 2:1
DESIGN UNITS: INCH
THIRD ANGLE PROJECTION

		DATE
DRAWN BY	GEP	1989/05/25
CHECKED BY	RW	1989/05/25
APPROVED BY	RAS	1989/05/25

TITLE: CONNECTOR ASSEMBLY ENCLOSED WAFER 12 CIRUIT

MOLEX INCORPORATED

MATERIAL NO.: SEE CHART
DOCUMENT NO.: SDA-3099-12**
SHEET NO.: 1 OF 1
SIZE: C

THIS DRAWING CONTAINS INFORMATION THAT IS PROPRIETARY TO MOLEX INCORPORATED AND SHOULD NOT BE NOT BE USED WITHOUT WRITTEN PERMISSION

tb_frame_C_P_ME_T
Rev. D 2004/04/02

Downloaded from Elcodis.com electronic components distributor