

# PART NUMBER CODING

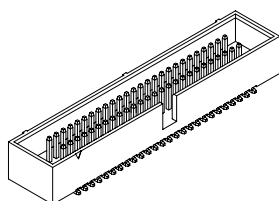
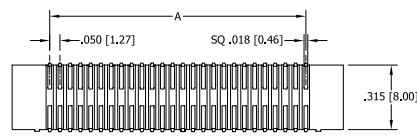
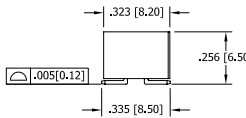
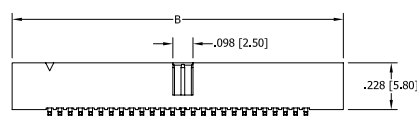
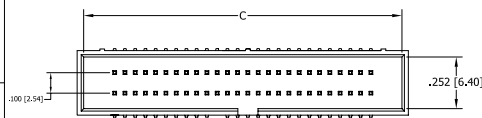
SBH41 - NBPB - D - - SM -

**NUMBER OF POSITIONS**  
(CONTACTS PER ROW)

**TERMINATION**  
SURFACE MOUNT NO PEGS

**COLOR**

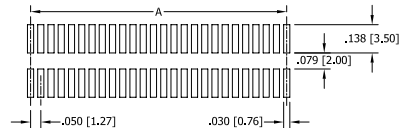
- BK = BLACK
- YE = YELLOW
- RE = RED
- BL = BLUE
- GR = GREEN
- GY = GREY
- WH = WHITE
- OR = ORANGE



**NOTES:**

1. INSULATOR MATERIAL: NYLON 6T.
2. CONTACT MATERIAL: BRASS.
3. PLATING: GOLD FLASH OVERALL.
4. OPERATING TEMPERATURE: -40°C ~ 85°C.
5. PROCESSING TEMP: 230°C FOR 60 SECONDS MAX. (260°C, 10 SEC.)
6. UL FLAMMABILITY RATING: 94V-0.
7. VOLTAGE RATING: 20m OHMS MAX.
8. CURRENT RATING: 1 AMP PER CONTACT.
9. VOLTAGE DROP: AC 500 V.
10. INSULATION RESISTANCE: 1000 MEGA OHMS.

REVISIONS				
REV.	ECO. NO	DESCRIPTION	DATE	BY
A	1682	INITIAL RELEASE	6/4/2008	VJ
B	1852	ADD RS DIM .100[2.54], UPDATE NOTE 3 & TOLERANCE BLOCK	11/17/2008	JH



**RECOMMENDED PCB LAYOUT**

PART NUMBER	POSITIONS/ CONTACTS	A		B		C	
		INCH	MM	INCH	MM	INCH	MM
SBH41-NBPB-D05-SM	5/10	0.200	5.08	0.566	14.38	0.503	12.78
SBH41-NBPB-D06-SM	6/12	0.250	6.35	0.616	15.65	0.553	14.05
SBH41-NBPB-D07-SM	7/14	0.300	7.62	0.666	16.92	0.603	15.32
SBH41-NBPB-D08-SM	8/16	0.350	8.89	0.716	18.19	0.653	16.59
SBH41-NBPB-D09-SM	9/18	0.400	10.16	0.766	19.46	0.703	17.86
SBH41-NBPB-D10-SM	10/20	0.450	11.43	0.816	20.73	0.753	19.13
SBH41-NBPB-D11-SM	11/22	0.500	12.70	0.866	22.00	0.803	20.40
SBH41-NBPB-D12-SM	12/24	0.550	13.97	0.916	23.27	0.853	21.67
SBH41-NBPB-D13-SM	13/26	0.600	15.24	0.966	24.54	0.903	22.94
SBH41-NBPB-D14-SM	14/28	0.650	16.51	1.016	25.81	0.953	24.21
SBH41-NBPB-D15-SM	15/30	0.700	17.78	1.066	27.08	1.003	25.48
SBH41-NBPB-D16-SM	16/32	0.750	19.05	1.116	28.35	1.053	26.75
SBH41-NBPB-D17-SM	17/34	0.800	20.32	1.166	29.62	1.103	28.02
SBH41-NBPB-D18-SM	18/36	0.850	21.59	1.216	30.89	1.153	29.29
SBH41-NBPB-D19-SM	19/38	0.900	22.86	1.266	32.16	1.203	30.56
SBH41-NBPB-D20-SM	20/40	0.950	24.13	1.316	33.43	1.253	31.83
SBH41-NBPB-D21-SM	21/42	1.000	25.40	1.366	34.70	1.303	33.10
SBH41-NBPB-D22-SM	22/44	1.050	26.67	1.416	35.97	1.353	34.37
SBH41-NBPB-D23-SM	23/46	1.100	27.94	1.466	37.24	1.403	35.64
SBH41-NBPB-D24-SM	24/48	1.150	29.21	1.516	38.51	1.453	36.91
SBH41-NBPB-D25-SM	25/50	1.200	30.48	1.566	39.78	1.503	38.18
SBH41-NBPB-D26-SM	26/52	1.250	31.75	1.616	41.05	1.553	39.45
SBH41-NBPB-D27-SM	27/54	1.300	33.02	1.666	42.32	1.603	40.72
SBH41-NBPB-D28-SM	28/56	1.350	34.29	1.716	43.59	1.653	41.99
SBH41-NBPB-D29-SM	29/58	1.400	35.56	1.766	44.86	1.703	43.26
SBH41-NBPB-D30-SM	30/60	1.450	36.83	1.816	46.13	1.753	44.53
SBH41-NBPB-D41-SM	31/62	1.500	38.10	1.866	47.40	1.803	45.80
SBH41-NBPB-D32-SM	32/64	1.550	39.37	1.916	48.67	1.853	47.07
SBH41-NBPB-D33-SM	33/66	1.600	40.64	1.966	49.94	1.903	48.34
SBH41-NBPB-D34-SM	34/68	1.650	41.91	2.016	51.21	1.953	49.61
SBH41-NBPB-D35-SM	35/70	1.700	43.18	2.066	52.48	2.003	50.88
SBH41-NBPB-D36-SM	36/72	1.750	44.45	2.116	53.75	2.053	52.15
SBH41-NBPB-D37-SM	37/74	1.800	45.72	2.166	55.02	2.103	53.42
SBH41-NBPB-D38-SM	38/76	1.850	46.99	2.216	56.29	2.153	54.69
SBH41-NBPB-D39-SM	39/78	1.900	48.26	2.266	57.56	2.203	55.96
SBH41-NBPB-D40-SM	40/80	1.950	49.53	2.316	58.83	2.253	57.23



RoHS COMPLIANT

UNLESS OTHERWISE SPECIFIED:  
DIMENSIONS ARE IN INCHES(MM)

TOLERANCES:  
ANGULAR: ± 1°  
XXX ± .008 (0.20)  
XXXX ± .005 (0.12)  
XXXXX ± .008 (0.20)

PARENTHEetical INFORMATION IS FOR REFERENCE ONLY

INTERPRET DIMENSIONS AND GEOMETRIC TOLERANCING PER2 ANS1 Y14.5-1984

DATE	NAME
V. JARA 6/4/2008	

DRAWN

DESCRIPTION  
BOX HEADER .050[1.27]CC .100[2.54]RS

PART NUMBER  
SBH41-NBPB-D - -SM-

SIZE  
C

DWS. NO.  
11106

REV  
B

SCALE: NONE

SHEET 1 OF 1