

PART NUMBER CODING

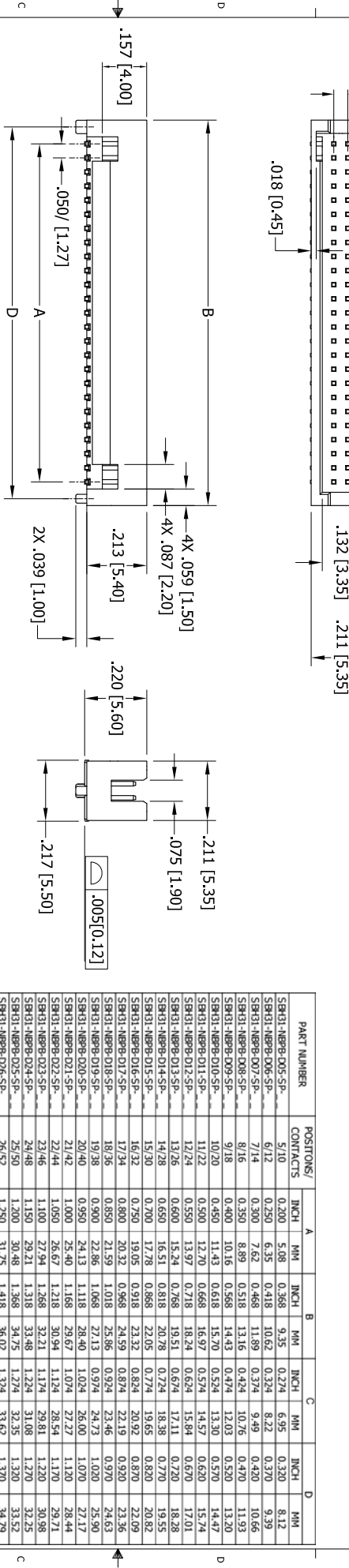

SBH31 - NBPB - D - - SP - -

NUMBER OF POSITIONS
(CONTACTS PER ROW)

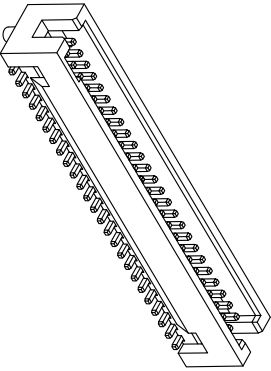
TERMINATION
SURFACE MOUNT W/ PEGS

COLOR
BK = BLACK
YE = YELLOW
RE = RED
BL = BLUE
GR = GREEN
GY = GREY
WH = WHITE
OR = ORANGE

REV.	ECO. NO	DESCRIPTION	DATE	BY
A	1682	INITIAL RELEASE	5/19/2008	VJ
B	1852	ADD RS DIM .050 [1.27], UPDATE NOTE 3 & TOLERANCE BLOCK	11/12/2008	JH
C	2085	CORRECT TEXT TO 'D' ON PCB, ADD MATING DIM .157 [4.00]	12/01/2009	JH



- NOTES:
- INSULATOR MATERIAL: NYLON 6T.
 - CONTACT MATERIAL: BRASS.
 - PLATING: GOLD FLASH OVERALL.
 - OPERATING TEMPERATURE: -40°C ~ 85°C.
 - PROCESSING TEMP: 230°C FOR 60 SECONDS MAX. (260°C, 10 SEC.)
 - UL FLAMMABILITY RATING: 94V-0.
 - VOLTAGE RATING: 20m OHMS MAX.
 - CURRENT RATING: 1 AMP PER CONTACT.
 - VOLTAGE DROP: AC 500 V.
 - INSULATION RESISTANCE: 1000 MEGA OHMS.



PART NUMBER	POSITIONS/CONTACTS	A		B		C		D	
		INCH	MM	INCH	MM	INCH	MM	INCH	MM
SBH31-NBPB-D05-SP-	5/10	0.200	5.08	0.368	9.35	0.224	5.69	0.330	8.12
SBH31-NBPB-D06-SP-	6/12	0.350	8.91	0.418	10.62	0.324	8.22	0.370	9.39
SBH31-NBPB-D07-SP-	7/14	0.500	12.70	0.468	11.89	0.374	9.49	0.420	10.66
SBH31-NBPB-D08-SP-	8/16	0.500	12.70	0.518	13.16	0.424	10.76	0.470	11.93
SBH31-NBPB-D09-SP-	9/18	0.400	10.16	0.568	14.43	0.474	12.03	0.520	13.30
SBH31-NBPB-D10-SP-	10/20	0.450	11.43	0.618	15.70	0.524	13.30	0.570	14.47
SBH31-NBPB-D11-SP-	11/22	0.500	12.70	0.668	16.97	0.574	14.57	0.620	15.74
SBH31-NBPB-D12-SP-	12/24	0.500	12.70	0.718	18.24	0.624	15.84	0.670	17.01
SBH31-NBPB-D13-SP-	13/26	0.600	15.24	0.768	19.51	0.674	17.11	0.720	18.28
SBH31-NBPB-D14-SP-	14/28	0.650	16.51	0.818	20.78	0.724	18.38	0.770	19.55
SBH31-NBPB-D15-SP-	15/30	0.700	17.78	0.868	22.05	0.774	19.65	0.820	20.82
SBH31-NBPB-D16-SP-	16/32	0.750	19.05	0.918	23.32	0.824	20.92	0.870	22.09
SBH31-NBPB-D17-SP-	17/34	0.800	20.32	0.968	24.59	0.874	22.19	0.920	23.36
SBH31-NBPB-D18-SP-	18/36	0.850	21.59	1.018	25.86	0.924	23.46	0.970	24.63
SBH31-NBPB-D19-SP-	19/38	0.900	22.86	1.068	27.13	0.974	24.73	1.020	25.90
SBH31-NBPB-D20-SP-	20/40	0.950	24.13	1.118	28.40	1.024	26.00	1.070	27.17
SBH31-NBPB-D21-SP-	21/42	1.000	25.40	1.168	29.67	1.074	27.27	1.120	28.44
SBH31-NBPB-D22-SP-	22/44	1.050	26.67	1.218	30.94	1.124	28.54	1.170	29.71
SBH31-NBPB-D23-SP-	23/46	1.100	27.94	1.268	32.21	1.174	29.81	1.220	30.98
SBH31-NBPB-D24-SP-	24/48	1.150	29.21	1.318	33.48	1.224	31.08	1.270	32.25
SBH31-NBPB-D25-SP-	25/50	1.200	30.48	1.368	34.75	1.274	32.35	1.320	33.52
SBH31-NBPB-D26-SP-	26/52	1.250	31.75	1.418	36.02	1.324	33.62	1.370	34.79
SBH31-NBPB-D27-SP-	27/54	1.300	33.02	1.468	37.29	1.374	34.89	1.420	36.06
SBH31-NBPB-D28-SP-	28/56	1.350	34.29	1.518	38.56	1.424	36.16	1.470	37.33
SBH31-NBPB-D29-SP-	29/58	1.400	35.56	1.568	39.83	1.474	37.43	1.520	38.60
SBH31-NBPB-D30-SP-	30/60	1.450	36.83	1.618	41.10	1.524	38.70	1.570	39.87
SBH31-NBPB-D31-SP-	31/62	1.500	38.10	1.668	42.37	1.574	39.97	1.620	41.14
SBH31-NBPB-D32-SP-	32/64	1.550	39.37	1.718	43.64	1.624	41.24	1.670	42.41
SBH31-NBPB-D33-SP-	33/66	1.600	40.64	1.768	44.91	1.674	42.51	1.720	43.68
SBH31-NBPB-D34-SP-	34/68	1.650	41.91	1.818	46.18	1.724	43.78	1.770	44.95
SBH31-NBPB-D35-SP-	35/70	1.700	43.18	1.868	47.45	1.774	45.05	1.820	46.22
SBH31-NBPB-D36-SP-	36/72	1.750	44.45	1.918	48.72	1.824	46.32	1.870	47.49
SBH31-NBPB-D37-SP-	37/74	1.800	45.72	1.968	49.99	1.874	47.59	1.920	48.76
SBH31-NBPB-D38-SP-	38/76	1.850	46.99	2.018	51.26	1.924	48.86	1.970	50.03
SBH31-NBPB-D39-SP-	39/78	1.900	48.26	2.068	52.53	1.974	50.13	2.020	51.30
SBH31-NBPB-D40-SP-	40/80	1.950	49.53	2.118	53.80	2.024	51.40	2.070	52.57
SBH31-NBPB-D41-SP-	41/82	2.000	50.80	2.168	55.07	2.074	52.67	2.120	53.84
SBH31-NBPB-D42-SP-	42/84	2.050	52.07	2.218	56.34	2.124	53.94	2.170	55.11
SBH31-NBPB-D43-SP-	43/86	2.100	53.34	2.268	57.61	2.174	55.21	2.220	56.38
SBH31-NBPB-D44-SP-	44/88	2.150	54.61	2.318	58.88	2.224	56.48	2.270	57.65
SBH31-NBPB-D45-SP-	45/90	2.200	55.88	2.368	60.15	2.274	57.75	2.320	58.92
SBH31-NBPB-D46-SP-	46/92	2.250	57.15	2.418	61.42	2.324	59.02	2.370	60.19
SBH31-NBPB-D47-SP-	47/94	2.300	58.42	2.468	62.69	2.374	60.29	2.420	61.46
SBH31-NBPB-D48-SP-	48/96	2.350	59.69	2.518	63.96	2.424	61.56	2.470	62.73
SBH31-NBPB-D49-SP-	49/98	2.400	60.96	2.568	65.23	2.474	62.83	2.520	64.00
SBH31-NBPB-D50-SP-	50/100	2.450	62.23	2.618	66.50	2.524	64.10	2.570	65.27

UNLESS OTHERWISE SPECIFIED:
DIMENSIONS ARE IN INCHES(MM)

TOLERANCES:
ANGULAR: ± 1°
X.XX ± 0.12 [0.30]
X.X ± 0.08 [0.20]
X ± 0.05 [0.127]
PARENTHEICAL INFORMATION IS FOR REFERENCE ONLY

INTERPRET DIMENSIONS AND GEOMETRIC TOLENCES PER: ANSI Y14.5-1994

ROHS COMPLIANT



DATE: 5/19/2008
DRAWN: JH
CHECKED: JH
DESIGNED: JH
SULLINS CONNECTOR SOLUTIONS

SBH31-NBPB-D- -SP- -
PART NUMBER
SIZE DWG. NO. 11100
SCALE: NONE

SHEET 1 OF 1