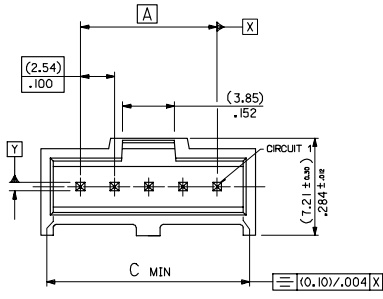
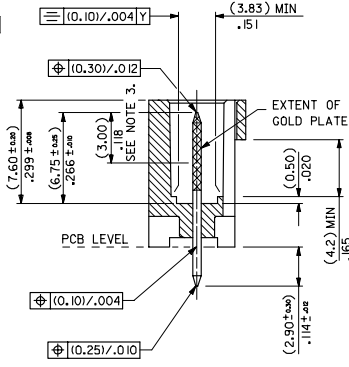
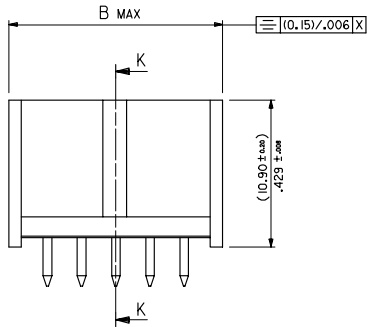
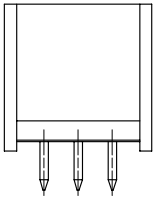


1 TO 3 CIRCUITS



4 TO 32 CIRCUITS

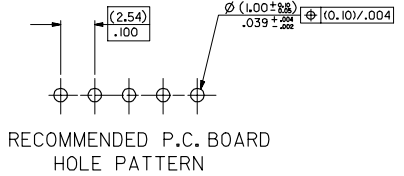


SECTION K-K

NOTES

- 1. MATERIAL:-
 - PIN:- (0.635)/.025 SO BRASS WIRE.
 - HOUSING:- 15% GLASS FILLED POLYESTER
 - UL 94 V-0 COLOUR BLACK
- 2. FOR PLATING VERSIONS SEE SHEET 2.
- 3. MEASUREMENT POINT FOR MINIMUM PLATING THICKNESS
- 4. PRODUCT SPEC: PS-99020-0001
- 5. RECOMMENDED PCB THICKNESS 1.6mm

| No. OF CKTS | DIM A | DIM B | DIM C |
|-------------|-------------------|-------------------|-------------------|
| 1 | | (5.89) / .232 | (4.06) / .160 |
| 2 | (2.54) / .100 | (8.43) / .332 | (6.60) / .260 |
| 3 | (5.08) / .200 | (10.97) / .432 | (9.14) / .360 |
| 4 | (7.62) / .300 | (13.51) / .532 | (11.68) / .460 |
| 5 | (10.16) / .400 | (16.05) / .632 | (14.22) / .560 |
| 6 | (12.70) / .500 | (18.59) / .732 | (16.76) / .660 |
| 7 | (15.24) / .600 | (21.13) / .832 | (19.30) / .760 |
| 8 | (17.78) / .700 | (23.67) / .932 | (21.84) / .860 |
| 9 | (20.32) / .800 | (26.21) / 1.032 | (24.38) / .960 |
| 10 | (22.86) / .900 | (28.75) / 1.132 | (26.92) / 1.060 |
| 11 | (25.40) / 1.000 | (31.29) / 1.232 | (29.46) / 1.160 |
| 12 | (27.94) / 1.100 | (33.83) / 1.332 | (32.00) / 1.260 |
| 13 | (30.48) / 1.200 | (36.37) / 1.432 | (34.54) / 1.360 |
| 14 | (33.02) / 1.300 | (38.91) / 1.532 | (37.08) / 1.460 |
| 15 | (35.56) / 1.400 | (41.45) / 1.632 | (39.62) / 1.560 |
| 16 | (38.10) / 1.500 | (43.99) / 1.732 | (42.16) / 1.660 |
| 17 | (40.64) / 1.600 | (46.53) / 1.832 | (44.70) / 1.760 |
| 18 | (43.18) / 1.700 | (49.07) / 1.932 | (47.24) / 1.860 |
| 19 | (45.72) / 1.800 | (51.61) / 2.032 | (49.78) / 1.960 |
| 20 | (48.26) / 1.900 | (54.15) / 2.132 | (52.32) / 2.060 |
| 21 | (50.80) / 2.000 | (56.69) / 2.232 | (54.86) / 2.160 |
| 22 | (53.34) / 2.100 | (59.23) / 2.332 | (57.40) / 2.260 |
| 23 | (55.88) / 2.200 | (61.77) / 2.432 | (59.94) / 2.360 |
| 24 | (58.42) / 2.300 | (64.31) / 2.532 | (62.48) / 2.460 |
| 25 | (60.96) / 2.400 | (66.85) / 2.632 | (65.02) / 2.560 |
| 26 | (63.50) / 2.500 | (69.39) / 2.732 | (67.56) / 2.660 |
| 27 | (66.04) / 2.600 | (71.93) / 2.832 | (70.10) / 2.760 |
| 28 | (68.58) / 2.700 | (74.47) / 2.932 | (72.64) / 2.860 |
| 29 | (71.12) / 2.800 | (77.01) / 3.032 | (75.18) / 2.960 |
| 30 | (73.66) / 2.900 | (79.55) / 3.132 | (77.72) / 3.060 |
| 31 | (76.20) / 3.000 | (82.09) / 3.232 | (80.26) / 3.160 |
| 32 | (78.74) / 3.100 | (84.63) / 3.332 | (82.80) / 3.260 |

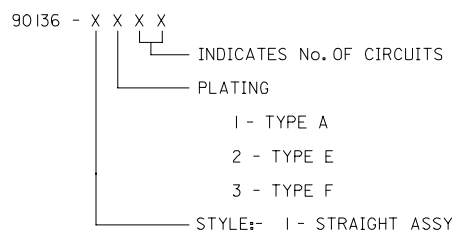


RECOMMENDED P.C. BOARD HOLE PATTERN

| | | | | | | | |
|---|-------------------------------|---|--------------------------|---------------------------|---|------------------------|--|
| ADDED CIRCUIT 1 INDICATOR EC NO: E2008-0112 DRAWN BY: RAMES CHKD: CHIKU APPR: MALLALE 2007/09/10 2007/09/10 2007/09/11 | QUALITY SYMBOLS ▽=0 ▽=0 | GENERAL TOLERANCES (UNLESS SPECIFIED) 4 PLACES +--- +--- 3 PLACES +--- +.004 2 PLACES +.010 +--- 1 PLACE +--- +--- ANGULAR ±1/2° | DIMENSION STYLE MM/IN | SCALE 5:1 | DESIGN UNITS METRIC | THIRD ANGLE PROJECTION | |
| | | | DRAWN BY KS | DATE 1987/10/30 | TITLE C-GRID III SINGLE ROW STRAIGHT SHROUDED HEADER | | |
| | | | APPROVED BY DATE | | MOLEX MOLEX INCORPORATED | | |
| DRAFT WHERE APPLICABLE MUST REMAIN WITHIN DIMENSIONS | | MATERIAL NO. SEE CHART | | DOCUMENT NO. SDA-90136 | | SHEET NO. 1 OF 100 | |

| NO. OF CKTS | PART NUMBERS | | |
|-------------|----------------|----------------|----------------|
| | PLATING TYPE A | PLATING TYPE E | PLATING TYPE F |
| 1 | 90136-1101 | 90136-1201 | 90136-1301 |
| 2 | ▲ -1102 | ▲ -1202 | ▲ -1302 |
| 3 | -1103 | -1203 | -1303 |
| 4 | -1104 | -1204 | -1304 |
| 5 | -1105 | -1205 | -1305 |
| 6 | -1106 | -1206 | -1306 |
| 7 | -1107 | -1207 | -1307 |
| 8 | -1108 | -1208 | -1308 |
| 9 | -1109 | -1209 | -1309 |
| 10 | -1110 | -1210 | -1310 |
| 11 | -1111 | -1211 | -1311 |
| 12 | -1112 | -1212 | -1312 |
| 13 | -1113 | -1213 | -1313 |
| 14 | -1114 | -1214 | -1314 |
| 15 | -1115 | -1215 | -1315 |
| 16 | -1116 | -1216 | -1316 |
| 17 | -1117 | -1217 | -1317 |
| 18 | -1118 | -1218 | -1318 |
| 19 | -1119 | -1219 | -1319 |
| 20 | -1120 | -1220 | -1320 |
| 21 | -1121 | -1221 | -1321 |
| 22 | -1122 | -1222 | -1322 |
| 23 | -1123 | -1223 | -1323 |
| 24 | -1124 | -1224 | -1324 |
| 25 | -1125 | -1225 | -1325 |
| 26 | -1126 | -1226 | -1326 |
| 27 | -1127 | -1227 | -1327 |
| 28 | -1128 | -1228 | -1328 |
| 29 | -1129 | -1229 | -1329 |
| 30 | -1130 | -1230 | -1330 |
| 31 | ▼ -1131 | ▼ -1231 | ▼ -1331 |
| 32 | 90136-1132 | 90136-1232 | 90136-1332 |

NOTES
 1. FOR ASSY SEE SHEET 1
 2. FOR PLATING DETAILS SEE SDES 99000-0003



| | | | | | | | |
|--|--------------------------|--|---|---|------------------|------------------------|--|
| CORRECTED TABLE EC NO: E2007-1001 DRAWN BY: RINES CHKD: CHIKO APPR: EDMAHONY 2007/06/07 2007/06/07 2007/06/07 | QUALITY SYMBOLS | GENERAL TOLERANCES (UNLESS SPECIFIED) | DIMENSION STYLE | SCALE | DESIGN UNITS | THIRD ANGLE PROJECTION | |
| | $\nabla=0$ $\nabla=0$ | mm INCH | MM ONLY | --- | METRIC | | |
| | | 4 PLACES ± --- ± --- | DRAWN BY: KS DATE: 1987/09/28 | TITLE: C-GRID 111 SINGLE ROW STRAIGHT SHROUDED HEADER | | | |
| | | 3 PLACES ± --- ± --- | CHECKED BY: DATE: | MOLEX INCORPORATED | | | |
| | 2 PLACES ± --- ± --- | APPROVED BY: DATE: | MATERIAL NO. | DOCUMENT NO. | SHEET NO. 2 OF 8 | | |
| | 1 PLACE ± --- ± --- | ANGULAR ± ---° | SEE CHART | | SDA-90136 | | |
| | | DRAFT WHERE APPLICABLE MUST REMAIN WITHIN DIMENSIONS | THIS DRAWING CONTAINS INFORMATION THAT IS PROPRIETARY TO MOLEX INCORPORATED AND SHOULD NOT BE USED WITHOUT WRITTEN PERMISSION | | | | |