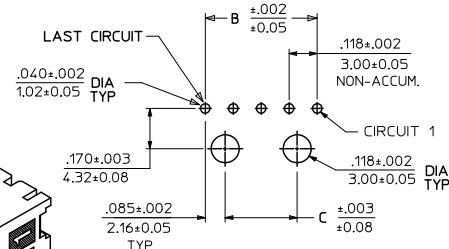
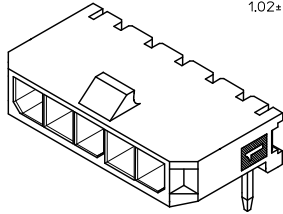
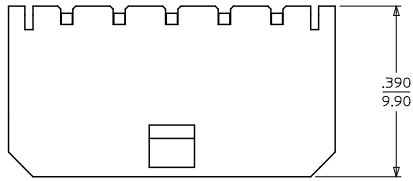
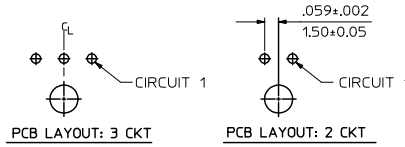
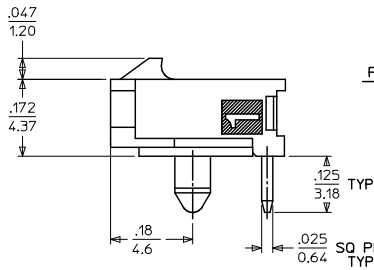
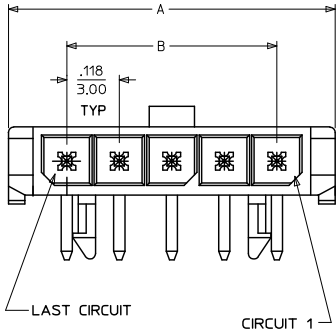


13 12 11 10 9 8 7 6 5 4 3 2 1

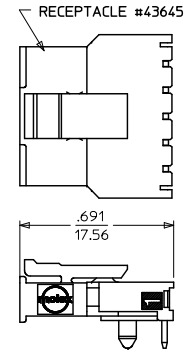


PCB LAYOUT: COMPONENT SIDE  
RECOMMENDED PCB THICKNESS: .062/157  
4-12 CIRCUIT HEADERS



LOCATION DETAIL (SEE NOTE #6)

CKTS	A	B	C
2	.380 9.65	.118 3.00	NA
3	.498 12.65	.236 6.00	NA
4	.616 15.65	.354 9.00	.185 4.70
5	.734 18.64	.472 12.00	.303 7.70
6	.852 21.64	.591 15.00	.421 10.70
7	.970 24.64	.709 18.00	.539 13.70
8	1.088 27.64	.827 21.00	.657 16.70
9	1.206 30.63	.945 24.00	.776 19.70
10	1.325 33.66	1.063 27.00	.894 22.70
11	1.443 36.65	1.181 30.00	1.012 25.70
12	1.561 39.65	1.299 33.00	1.130 28.70



- NOTES:**
- HOUSING MATERIAL: LIQUID CRYSTAL POLYMER, GLASS FILLED, UL94V-0, COLOR - BLACK  
TERMINAL MATERIAL: BRASS ALLOY
  - FINISH:  
A = .000100/(0.00254) MIN, BRIGHT TIN OVER  
.000050/(0.00127) MIN, NICKEL  
B = .00015/(0.00038) MIN, SELECT GOLD IN CONTACT AREA  
.000100/(0.00254) MIN, SELECT MATTE TIN ON SOLDER TAILS  
BOTH OVER .000050/(0.00127) NICKEL OVERALL  
C = .000030/(0.00076) MIN, SELECT GOLD IN CONTACT AREA  
.000100/(0.00254) MIN, SELECT MATTE TIN ON SOLDER TAILS  
BOTH OVER .000050/(0.00127) NICKEL OVERALL  
D = .000100/(0.00254) MIN, MATTE TIN OVER  
.000050/(0.00127) MIN, NICKEL
  - PRODUCT SPECIFICATION: PS-43650
  - TRAY PACKAGED : SEE MOLEX DRAWING PK-70873-0321
  - MATES WITH MICRO FIT (3.0) RECEPTACLE SERIES 43645
  - TO AVOID INTERFERENCE BETWEEN RECEPTACLE AND PCB, HEADER MUST BE PLACED WITHIN .400(10.16) MAX. FROM EDGE OF PCB, AS SHOWN IN LOCATION DETAIL.
  - PARTS CONFORM TO CLASS 'B' REQUIREMENTS OF COSMETIC SPECIFICATION PS-45499-002.

	FINISH A	FINISH B	FINISH C	FINISH D
CKTS	MATERIAL NO:	MATERIAL NO:	MATERIAL NO:	MATERIAL NO:
02	43650-0200	43650-0201	43650-0202	43650-0237
03	43650-0300	43650-0301	43650-0302	
04	43650-0400	43650-0401	43650-0402	
05	43650-0500	43650-0501	43650-0502	
06	43650-0600	43650-0601	43650-0602	
07	43650-0700	43650-0701	43650-0702	
08	43650-0800	43650-0801	43650-0802	
09	43650-0900	43650-0901	43650-0902	
10	43650-1000	43650-1001	43650-1002	
11	43650-1100	43650-1101	43650-1102	
12	43650-1200	43650-1201	43650-1202	

ADD MATTE FINISH EC NO: UCP2009-3156 2009/07/01 DRWNS:SSUSEK 2009/07/02 CHKCHK:PPER 2009/07/02 APPR:SMITH	QUALITY SYMBOLS ▽=0 ▽=0	GENERAL TOLERANCES (UNLESS SPECIFIED): mm      INCH		DIMENSION STYLE IN/MM		SCALE ---	DESIGN UNITS METRIC	THIRD ANGLE PROJECTION	
		4 PLACES ±--- ±---	3 PLACES ±--- ±.010	DRAWN BY SAMIEC	DATE 2000/07/07	TITLE MICRO-FIT (3.0) SINGLE ROW / RIGHT ANGLE THRU HOLE / PEGS / TRAY			
		2 PLACES ±0.25 ±.014	1 PLACE ±0.35 ±---	CHECKED BY MUELLER	DATE 2000/07/07	MOLEX INCORPORATED			
		ANGULAR ±1/2°		APPROVED BY EDGLEY	DATE 2000/07/07	MATERIAL NO.      DOCUMENT NO.      SHEET NO. SEE CHART      SD-43650-001      1 OF 1			
DRAFT WHERE APPLICABLE MUST REMAIN WITHIN DIMENSIONS		THIS DRAWING CONTAINS INFORMATION THAT IS PROPRIETARY TO MOLEX INCORPORATED AND SHOULD NOT BE USED WITHOUT WRITTEN PERMISSION							

12 11 10 9 8 7 6 5 4 3 2 1