

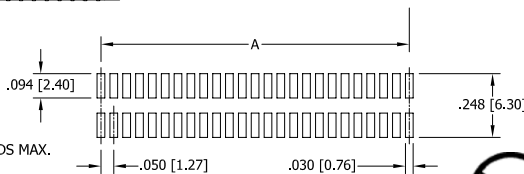
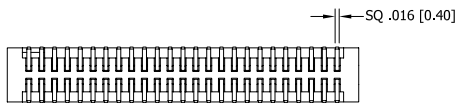
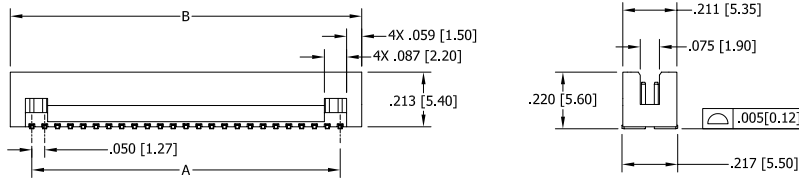
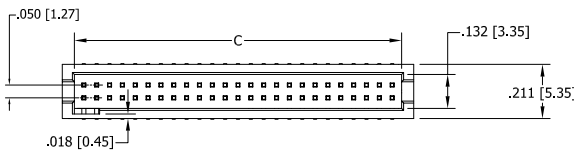
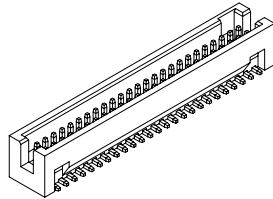
# PART NUMBER CODING

SBH31 - NBPB - D - - SM - -

NUMBER OF POSITIONS  
(CONTACTS PER ROW)

TERMINATION  
SURFACE MOUNT NO PEGS

COLOR  
BK = BLACK  
YE = YELLOW  
RE = RED  
BL = BLUE  
GR = GREEN  
GY = GREY  
WH = WHITE  
OR = ORANGE



## NOTES:

- INSULATOR MATERIAL: NYLON 6T.
- CONTACT MATERIAL: BRASS.
- PLATING: GOLD FLASH OVERALL.
- OPERATING TEMPERATURE: -40°C ~ 85°C.
- PROCESSING TEMP: 230°C FOR 60 SECONDS MAX. (260°C, 10 SEC.)
- UL FLAMMABILITY RATING: 94V-0.
- VOLTAGE RATING: 20m OHMS MAX.
- CURRENT RATING: 1 AMP PER CONTACT.
- VOLTAGE DROP: AC 500 V.
- INSULATION RESISTANCE: 1000 MEGA OHMS.

RECOMMENDED PCB LAYOUT

REVISIONS				
REV.	ECO. NO	DESCRIPTION	DATE	BY
A	1682	INITIAL RELEASE	6/2/2008	VJ
B	1852	ADD RS DIM .050[1.27], UPDATE NOTE 3 & TOLERANCE BLOCK	11/12/2008	JH

PART NUMBER	POSITIONS/ CONTACTS	A		B		C	
		INCH	MM	INCH	MM	INCH	MM
SBH31-NBPB-D05-SM-	5/10	0.200	5.08	0.368	9.35	0.274	6.95
SBH31-NBPB-D06-SM-	6/12	0.250	6.35	0.418	10.62	0.324	8.22
SBH31-NBPB-D07-SM-	7/14	0.300	7.62	0.468	11.89	0.374	9.49
SBH31-NBPB-D08-SM-	8/16	0.350	8.89	0.518	13.16	0.424	10.76
SBH31-NBPB-D09-SM-	9/18	0.400	10.16	0.568	14.43	0.474	12.03
SBH31-NBPB-D10-SM-	10/20	0.450	11.43	0.618	15.70	0.524	13.30
SBH31-NBPB-D11-SM-	11/22	0.500	12.70	0.668	16.97	0.574	14.57
SBH31-NBPB-D12-SM-	12/24	0.550	13.97	0.718	18.24	0.624	15.84
SBH31-NBPB-D13-SM-	13/26	0.600	15.24	0.768	19.51	0.674	17.11
SBH31-NBPB-D14-SM-	14/28	0.650	16.51	0.818	20.78	0.724	18.38
SBH31-NBPB-D15-SM-	15/30	0.700	17.78	0.868	22.05	0.774	19.65
SBH31-NBPB-D16-SM-	16/32	0.750	19.05	0.918	23.32	0.824	20.92
SBH31-NBPB-D17-SM-	17/34	0.800	20.32	0.968	24.59	0.874	22.19
SBH31-NBPB-D18-SM-	18/36	0.850	21.59	1.018	25.86	0.924	23.46
SBH31-NBPB-D19-SM-	19/38	0.900	22.86	1.068	27.13	0.974	24.73
SBH31-NBPB-D20-SM-	20/40	0.950	24.13	1.118	28.40	1.024	26.00
SBH31-NBPB-D21-SM-	21/42	1.000	25.40	1.168	29.67	1.074	27.27
SBH31-NBPB-D22-SM-	22/44	1.050	26.67	1.218	30.94	1.124	28.54
SBH31-NBPB-D23-SM-	23/46	1.100	27.94	1.268	32.21	1.174	29.81
SBH31-NBPB-D24-SM-	24/48	1.150	29.21	1.318	33.48	1.224	31.08
SBH31-NBPB-D25-SM-	25/50	1.200	30.48	1.368	34.75	1.274	32.35
SBH31-NBPB-D26-SM-	26/52	1.250	31.75	1.418	36.02	1.324	33.62
SBH31-NBPB-D27-SM-	27/54	1.300	33.02	1.468	37.29	1.374	34.89
SBH31-NBPB-D28-SM-	28/56	1.350	34.29	1.518	38.56	1.424	36.16
SBH31-NBPB-D29-SM-	29/58	1.400	35.56	1.568	39.83	1.474	37.43
SBH31-NBPB-D30-SM-	30/60	1.450	36.83	1.618	41.10	1.524	38.70
SBH31-NBPB-D31-SM-	31/62	1.500	38.10	1.668	42.37	1.574	39.97
SBH31-NBPB-D32-SM-	32/64	1.550	39.37	1.718	43.64	1.624	41.24
SBH31-NBPB-D33-SM-	33/66	1.600	40.64	1.768	44.91	1.674	42.51
SBH31-NBPB-D34-SM-	34/68	1.650	41.91	1.818	46.18	1.724	43.78
SBH31-NBPB-D35-SM-	35/70	1.700	43.18	1.868	47.45	1.774	45.05
SBH31-NBPB-D36-SM-	36/72	1.750	44.45	1.918	48.72	1.824	46.32
SBH31-NBPB-D37-SM-	37/74	1.800	45.72	1.968	49.99	1.874	47.59
SBH31-NBPB-D38-SM-	38/76	1.850	46.99	2.018	51.26	1.924	48.86
SBH31-NBPB-D39-SM-	39/78	1.900	48.26	2.068	52.53	1.974	50.13
SBH31-NBPB-D40-SM-	40/80	1.950	49.53	2.118	53.80	2.024	51.40
SBH31-NBPB-D41-SM-	41/82	2.000	50.80	2.168	55.07	2.074	52.67
SBH31-NBPB-D42-SM-	42/84	2.050	52.07	2.218	56.34	2.124	53.94
SBH31-NBPB-D43-SM-	43/86	2.100	53.34	2.268	57.61	2.174	55.21
SBH31-NBPB-D44-SM-	44/88	2.150	54.61	2.318	58.88	2.224	56.48
SBH31-NBPB-D45-SM-	45/90	2.200	55.88	2.368	60.15	2.274	57.75
SBH31-NBPB-D46-SM-	46/92	2.250	57.15	2.418	61.42	2.324	59.02
SBH31-NBPB-D47-SM-	47/94	2.300	58.42	2.468	62.69	2.374	60.29
SBH31-NBPB-D48-SM-	48/96	2.350	59.69	2.518	63.96	2.424	61.56
SBH31-NBPB-D49-SM-	49/98	2.400	60.96	2.568	65.23	2.474	62.83
SBH31-NBPB-D50-SM-	50/100	2.450	62.23	2.618	66.50	2.524	64.10

UNLESS OTHERWISE SPECIFIED:  
DIMENSIONS ARE IN INCHES(MM)  
TOLERANCES:  
ANGULAR: ± 1°  
XXX = ±.012 (0.30)  
XXXX = ±.004 (0.10)  
XXXXX = ±.004 (0.10)  
PARENTHEICAL INFORMATION IS FOR REFERENCE ONLY  
INTERPRET DIMENSIONS AND GEOMETRIC TOLERANCING PERZ ANSI Y14.5-1984

DATE: 6/2/2008  
DRAWN: V. JARA  
NAME: SULLINS CONNECTOR SOLUTIONS  
DESCRIPTION: BOX HEADER, .050[1.27] CC/RS  
PART NUMBER: SBH31-NBPB-D - -SM-  
SIZE: C  
DWG. NO.: 11104  
SCALE: NONE  
REV: B  
SHEET 1 OF 1

