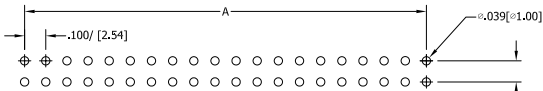
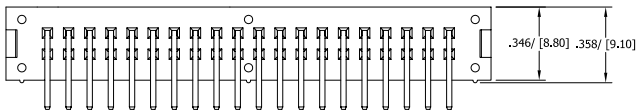
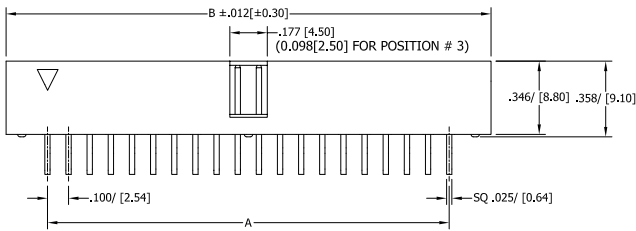
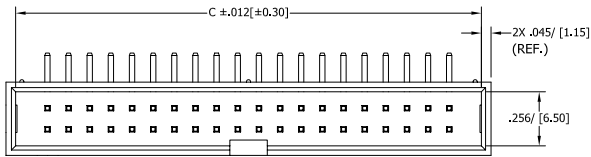


8 7 6 5 4 3 2 1



RECOMMENDED PCB LAYOUT



REVISIONS				
REV.	ECO. NO	DESCRIPTION	DATE	BY
A	1682	INITIAL RELEASE	5/8/2008	VJ
B	1852	UPDATE DIM 'C', TABLE, NOTE 3 & TOLERANCE BLOCK	11/12/2008	JH

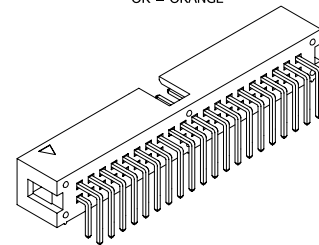
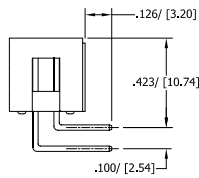
PART NUMBER CODING

SBH11 - PBPC - D ___ - RA - ___

NUMBER OF POSITIONS
(CONTACTS PER ROW)

TERMINATION
RIGHT ANGLE

COLOR
BK = BLACK
YE = YELLOW
RE = RED
BL = BLUE
GR = GREEN
GY = GREY
WH = WHITE
OR = ORANGE



PART NUMBER	POSITIONS/ CONTACTS	A		B		C	
		INCH	MM	INCH	MM	INCH	MM
SBH11-PBPC-D03-RA-__	03/06	0.200	5.08	0.595	15.12	0.505	12.82
SBH11-PBPC-D04-RA-__	04/08	0.300	7.62	0.695	17.66	0.605	15.36
SBH11-PBPC-D05-RA-__	05/10	0.400	10.16	0.795	20.20	0.705	17.90
SBH11-PBPC-D06-RA-__	06/12	0.500	12.70	0.895	22.74	0.805	20.44
SBH11-PBPC-D07-RA-__	07/14	0.600	15.24	0.995	25.28	0.905	22.98
SBH11-PBPC-D08-RA-__	08/16	0.700	17.78	1.095	27.82	1.005	25.52
SBH11-PBPC-D10-RA-__	10/20	0.900	22.86	1.295	32.90	1.205	30.60
SBH11-PBPC-D12-RA-__	12/24	1.100	27.94	1.495	37.98	1.405	35.68
SBH11-PBPC-D13-RA-__	13/26	1.200	30.48	1.595	40.52	1.505	38.22
SBH11-PBPC-D15-RA-__	15/30	1.400	35.56	1.795	45.60	1.705	43.30
SBH11-PBPC-D17-RA-__	17/34	1.600	40.64	1.995	50.68	1.905	48.38
SBH11-PBPC-D20-RA-__	20/40	1.900	48.26	2.295	58.30	2.205	56.00
SBH11-PBPC-D22-RA-__	22/44	2.100	53.34	2.495	63.38	2.405	61.08
SBH11-PBPC-D25-RA-__	25/50	2.400	60.96	2.795	71.00	2.705	68.70
SBH11-PBPC-D30-RA-__	30/60	2.900	73.66	3.295	83.70	3.205	81.40
SBH11-PBPC-D32-RA-__	32/64	3.100	78.74	3.495	88.78	3.405	86.48

NOTES:

1. INSULATOR MATERIAL: PBT.
2. CONTACT MATERIAL: BRASS.
3. PLATING: GOLD FLASH OVERALL.
4. OPERATING TEMPERATURE: -40°C ~ 85°C.
5. PROCESSING TEMP: 230°C FOR 60 SECONDS MAX. (260°C, 10 SEC.)
6. UL FLAMMABILITY RATING: 94V-0.
7. VOLTAGE RATING: 20m OHMS MAX.
8. CURRENT RATING: 3 AMP PER CONTACT.
9. VOLTAGE DROP: AC 500 V.
10. INSULATION RESISTANCE: 1000 MEGA OHMS.



RoHS COMPLIANT

UNLESS OTHERWISE SPECIFIED:
DIMENSIONS ARE IN INCHES(MM)
TOLERANCES:
ANGULAR: ± 1°
XXX = ±.012 (0.30)
XXXX = ±.005 (0.25)
XXXXX = ±.004 (0.10)
PARENTHESES INFORMATION IS FOR REFERENCE ONLY
INTERPRET DIMENSIONS AND GEOMETRIC TOLERANCING PER ANSI Y14.5-1994

DRAWN	V. JARA	DATE	5/8/2008
THE INFORMATION HEREIN CONTAINS PROPRIETARY INFORMATION OF SULLINS ELECTRONICS INC. THAT IS UNCLASSIFIED AND NOT FOR PUBLIC RELEASE UNLESS OTHERWISE SPECIFICALLY AUTHORIZED BY SULLINS ELECTRONICS.			

SULLINS
CONNECTOR SOLUTIONS

DESCRIPTION: BOX HEADER, .100 [2.54] CC/RS, RA

PART NUMBER: SBH11-PBPC-D ___ -RA- ___

SIZE: C DWG. NO. 11092 REV B

SCALE: NONE SHEET 1 OF 1