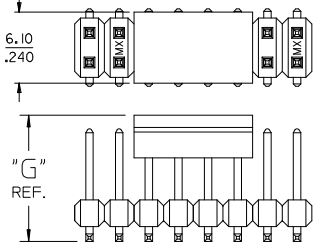


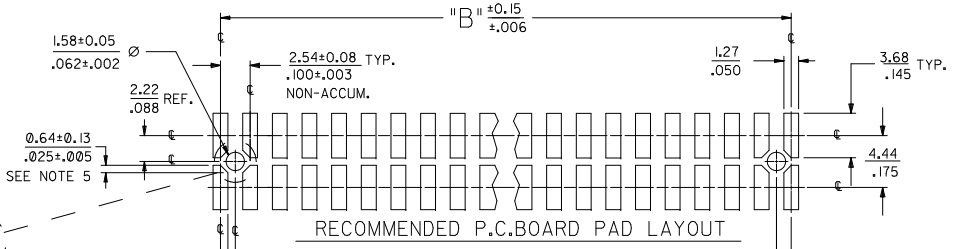
13 12 11 10 9 8 7 6 5 4 3 2 1

OPTIONAL PICK AND PLACE CAP
SEE NOTES 4 & 9.

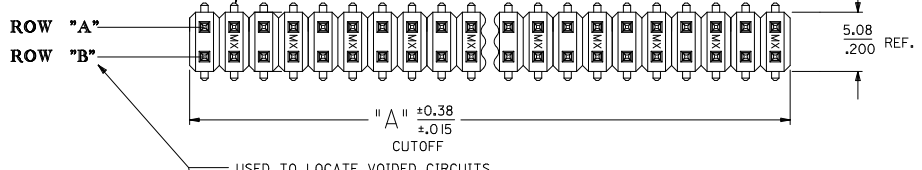
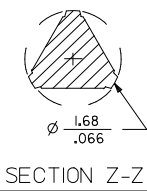
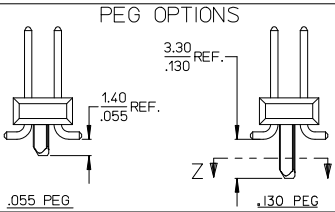


DIM. "M"	DIM. "G"
6.10 .240	10.67 .420
8.13 .320	12.70 .500

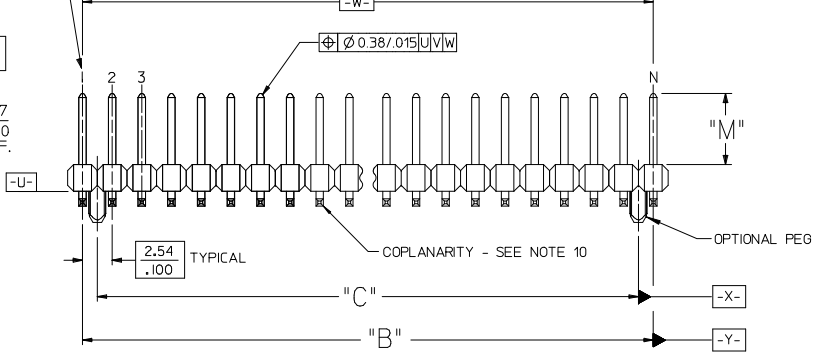
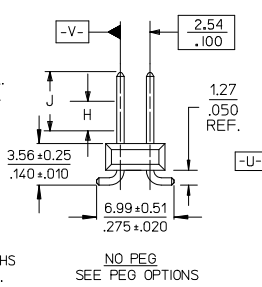
P.C. BOARD PAD LAYOUT AT ENDS FOR NO PEG VERSION.



RECOMMENDED P.C. BOARD PAD LAYOUT



- NOTES:
- MATERIALS: INSULATOR: GLASS FILLED LIQUID CRYSTAL POLYMER (LCP), UL94 V-0, COLOR: BLACK
TERMINAL: COPPER ALLOY
 - FINISH:
59 TIN - 0.00150/.000059 MINIMUM BRIGHT TIN OVER NICKEL OVERALL.
150 TIN - 0.00381/.000150 MINIMUM BRIGHT TIN OVER NICKEL OVERALL.
15 GOLD - 0.00038/.000015 MINIMUM GOLD IN SELECT AREA OVER 0.00191/.000075 MINIMUM TIN IN SELECT AREA OVER NICKEL OVERALL.
30 GOLD - 0.00076/.000030 MINIMUM GOLD IN SELECT AREA OVER 0.00191/.000075 MINIMUM TIN IN SELECT AREA OVER NICKEL OVERALL.
50 GOLD - 0.00127/.000050 MINIMUM GOLD IN SELECT AREA OVER 0.00254/.000100 MINIMUM TIN IN SELECT AREA OVER NICKEL OVERALL.
* THE PRIMARY SHIPPING CARTON WILL BE LABELED "COMPLIANT TO RoHS DIRECTIVE 2002/95/EC AND ELV ANNEX II OF DIRECTIVE 2000/53/EC". CARTONS WITHOUT THIS LABEL MAY CONTAIN PRODUCT WITH LEAD.
 - PART TO CONFORM TO PS-71308.
 - PACKAGING (SEE CHARTS):
BULK: PER PK-70873-0353
TUBES: PER PK-70873-0041
71308-82** IN TUBES: PER PK-70873-042.
TUBES W/ VAC CAPS: PER PK-70873-0691
TAPE AND REEL W/ VAC CAPS: PER PK-70873-0805.
SEE SHEET 3 FOR TAPE & REEL PRODUCT WITH SHALLOW POCKET REQUIREMENTS.
 - TYP. DIMENSIONS FOR LANDS SURROUNDING HOLES FOR RETENTION PEGS.
 - PIN SOLERABILITY PER MOLEX SPEC, ES-152.
 - SEE SHEETS 2-5 FOR CHARTED DIMS., PART/EDP NO'S, AND VOIDED CIRCUITS.
 - PIN PUSHOUT FORCE: 3 LBS. MINIMUM.
 - PICK-N-PLACE CAPS WILL BE PLACED SO THAT VACUUM PICK UP AREA WILL BE IN CENTER OF PART.
 - COPLANARITY FOR CIRCUIT SIZES UP TO 40 IS 0.15 MM/006 INCH. FOR CIRCUIT SIZES 42 AND LARGER, CONTACT MOLEX SALES DEPARTMENT.
 - THIS PART CONFORMS TO CLASS B REQUIREMENTS OF COSMETIC SPECIFICATION PS-45499-002.



ADD PEG DIMENSIONS		QUALITY SYMBOLS	GENERAL TOLERANCES (UNLESS SPECIFIED)		DIMENSION STYLE		SCALE	DESIGN UNITS	THIRD ANGLE PROJECTION
EC NO:	DATE		mm	INCH	MM/IN	MM/IN	INCH		
UP2011-1028	2010/12/14	=0 >0	4 PLACES ±---	±---	DRAWN BY: KMS DATE: 1999/10/15 CHECKED BY: KMS DATE: 1999/10/15 APPROVED BY: KMS DATE: 1999/10/15	DIMENSION STYLE: MM/IN	SCALE: INCH	DESIGN UNITS: INCH	TITLE: SALES ASSY INSULATOR DUAL ROW SMT W/BREAK-OFF .025SQ PIN GULLWING .100
			3 PLACES ±---	±.005					
			2 PLACES ±0.13	±.010					
			1 PLACE ±0.25	±---					
DRW: KUPPER 2010/12/14 CHKD: JEBEL APPR: SMITH 2010/12/17			ANGULAR ±1/2°		MATERIAL NO.: SEE TABLES SIZE: C		DOCUMENT NO.: SD-71308-001		SHEET NO.: 1 OF 6
K4			DRAFT WHERE APPLICABLE MUST REMAIN WITHIN DIMENSIONS		THIS DRAWING CONTAINS INFORMATION THAT IS PROPRIETARY TO MOLEX INCORPORATED AND SHOULD NOT BE USED WITHOUT WRITTEN PERMISSION				

12 11 10 9 8 7 6 5 4 3 2 1

		13	12	11	10	9	8	7	6	5	4	3	2	1		
		IN TAPE AND REEL WITH SHALLOW POCKET TAPE										BULK / IN TUBES				
J	PACKAGING SEE NOTE 4, SHT 1	4-8 CKT		TAPE-N-REEL W/ VAC CAPS		TAPE-N-REEL W/ VAC CAPS						BULK		BULK		
		10-100 CKT		TAPE-N-REEL W/ VAC CAPS		TAPE-N-REEL W/ VAC CAPS						TUBES		TUBES		
		DIM. M ±0.25 MM		6.10 (.240)		6.10 (.240)						8.13 (.320)		13.59 (.535)		
		PLATING		30 GOLD		15 GOLD						150 TIN		150 TIN		
		DIM. H		2.54 (.100)		2.54 (.100)						4.57 (.180)		4.57 (.180)		
		DIM. J		5.08 (.200)		5.08 (.200)						7.11 (.280)		7.11 (.280)		
I	CKTS	DIM. A		DIM. B		EDP NUMBER	EDP NUMBER					EDP NUMBER	EDP NUMBER	CKTS		
		MM	IN	MM	IN											
	04	5.08	.200	2.54	.100									04		
	06	7.62	.300	5.08	.200		015-91-6068							06		
	08	10.16	.400	7.62	.300		015-91-6088							08		
	10	12.70	.500	10.16	.400		015-91-6108					713088010	71308-8210	10		
	12	15.24	.600	12.70	.500									12		
	14	17.78	.700	15.24	.600	015-91-6148								14		
	16	20.32	.800	17.78	.700							713088016		16		
	18	22.86	.900	20.32	.800									18		
	20	25.40	1.000	22.86	.900									20		
	22	27.94	1.100	25.40	1.000									22		
	24	30.48	1.200	27.94	1.100									24		
	26	33.02	1.300	30.48	1.200									26		
	28	35.56	1.400	33.02	1.300									28		
	30	38.10	1.500	35.56	1.400									30		
	32	40.64	1.600	38.10	1.500									32		
	34	43.18	1.700	40.64	1.600									34		
	36	45.72	1.800	43.18	1.700									36		
	38	48.26	1.900	45.72	1.800									38		
	40	50.80	2.000	48.26	1.900									40		
	42	53.34	2.100	50.80	2.000									42		
	44	55.88	2.200	53.34	2.100									44		
	46	58.42	2.300	55.88	2.200									46		
	48	60.96	2.400	58.42	2.300									48		
	50	63.50	2.500	60.96	2.400									50		
	52	66.04	2.600	63.50	2.500									52		
	54	68.58	2.700	66.04	2.600									54		
	56	71.12	2.800	68.58	2.700									56		
	58	73.66	2.900	71.12	2.800									58		
	60	76.20	3.000	73.66	2.900									60		
	62	78.74	3.100	76.20	3.000									62		
	64	81.28	3.200	78.74	3.100									64		
	66	83.82	3.300	81.28	3.200									66		
	68	86.36	3.400	83.82	3.300									68		
	70	88.90	3.500	86.36	3.400									70		
	72	91.44	3.600	88.90	3.500									72		
	74	93.98	3.700	91.44	3.600									74		
	76	96.52	3.800	93.98	3.700									76		
	78	99.06	3.900	96.52	3.800									78		
	80	101.60	4.000	99.06	3.900									80		
	82	104.14	4.100	101.60	4.000									82		
	84	106.68	4.200	104.14	4.100									84		
	86	109.22	4.300	106.68	4.200									86		
	88	111.76	4.400	109.22	4.300									88		
	90	114.30	4.500	111.76	4.400									90		
	92	116.84	4.600	114.30	4.500									92		
	94	119.38	4.700	116.84	4.600									94		
	96	121.92	4.800	119.38	4.700									96		
	98	124.46	4.900	121.92	4.800									98		
	100	127.00	5.000	124.46	4.900									100		

NO PEG VERSION
(ALSO SEE SHEET 2)

SEE SHEET 1 EC NO. UEP2011-1028 DRAWN: IPER 2010/12/14 CHKD: JEBELL APPR: F SMITH 2010/12/17 DESCRIPTION REV	QUALITY SYMBOLS	GENERAL TOLERANCES (UNLESS SPECIFIED)	DIMENSION STYLE	SCALE	DESIGN UNITS	THIRD ANGLE PROJECTION															
	$\nabla=0$ $\nabla=0$	<table border="1"> <tr><th></th><th>mm</th><th>INCH</th></tr> <tr><td>4 PLACES</td><td>±---</td><td>±---</td></tr> <tr><td>3 PLACES</td><td>±---</td><td>±.005</td></tr> <tr><td>2 PLACES</td><td>±0.13</td><td>±.010</td></tr> <tr><td>1 PLACE</td><td>±0.25</td><td>±---</td></tr> </table>		mm	INCH	4 PLACES	±---	±---	3 PLACES	±---	±.005	2 PLACES	±0.13	±.010	1 PLACE	±0.25	±---	MM/IN	INCH	INCH	
		mm	INCH																		
	4 PLACES	±---	±---																		
3 PLACES	±---	±.005																			
2 PLACES	±0.13	±.010																			
1 PLACE	±0.25	±---																			
	ANGULAR ±1/2°	DRAWN BY DATE	TITLE																		
	DRAFT WHERE APPLICABLE MUST REMAIN WITHIN DIMENSIONS	KMS 1999/10/15	SALES ASSY INSULATOR DUAL ROW SMT W/BREAK-OFF .025SQ PIN GULLWING .100																		
		CHECKED BY DATE	MOLEX INCORPORATED																		
		KMS 1999/10/15	MATERIAL NO. DOCUMENT NO. SHEET NO.																		
			SEE TABLE SD-71308-001 3 OF 6																		
			THIS DRAWING CONTAINS INFORMATION THAT IS PROPRIETARY TO MOLEX INCORPORATED AND SHOULD NOT BE USED WITHOUT WRITTEN PERMISSION																		

	13	12	11	10	9	8	7	6	5	4	3	2	1	
J	PACKAGING SEE NOTE 4 SHT 1			4-8 CKT	BULK	TAPE-N-REEL W/ VAC CAPS	BULK	TAPE-N-REEL W/ VAC CAPS						
				10-100 CKT	TUBES	TAPE-N-REEL W/ VAC CAPS	TUBES	TAPE-N-REEL W/ VAC CAPS						
	DIM. M ±0.25 MM			6.10 (.240)			6.10 (.240)							
	PLATING			30 GOLD			150 TIN							
	DIM. H			2.54 (.100)			2.54 (.100)							
	DIM. J			5.08 (.200)			5.08 (.200)							
I	CKTS	DIM. A		DIM. B		DIM. C		EDP NUMBER	EDP NUMBER	EDP NUMBER	EDP NUMBER	EDP NUMBER	EDP NUMBER	CKTS
		MM	IN	MM	IN	MM	IN							
	04	5.08	.200	2.54	.100	----	----	015-91-1048	015-91-6047					04
	06	7.62	.300	5.08	.200	2.54	.100	015-91-1068	015-91-6067	71308-6106	71308-6206			06
	08	10.16	.400	7.62	.300	5.08	.200	015-91-1088	015-91-6087	71308-6108	71308-6208			08
	10	12.70	.500	10.16	.400	7.62	.300	015-91-1108	015-91-6107	71308-6110	71308-6210			10
	12	15.24	.600	12.70	.500	10.16	.400	015-91-1128						12
	14	17.78	.700	15.24	.600	12.70	.500	015-91-1148	015-91-6147					14
	16	20.32	.800	17.78	.700	15.24	.600	015-91-1168	015-91-6167					16
	18	22.86	.900	20.32	.800	17.78	.700	015-91-1188						18
	20	25.40	1.000	22.86	.900	20.32	.800	015-91-1208	015-91-6207					20
	22	27.94	1.100	25.40	1.000	22.86	.900	015-91-1228						22
	24	30.48	1.200	27.94	1.100	25.40	1.000	015-91-1248						24
	26	33.02	1.300	30.48	1.200	27.94	1.100	015-91-1268		71308-6126				26
	28	35.56	1.400	33.02	1.300	30.48	1.200	015-91-1288						28
	30	38.10	1.500	35.56	1.400	33.02	1.300	015-91-1308						30
	32	40.64	1.600	38.10	1.500	35.56	1.400	015-91-1328						32
	34	43.18	1.700	40.64	1.600	38.10	1.500	015-91-1348						34
	36	45.72	1.800	43.18	1.700	40.64	1.600	015-91-1368						36
	38	48.26	1.900	45.72	1.800	43.18	1.700	015-91-1388						38
	40	50.80	2.000	48.26	1.900	45.72	1.800	015-91-1408	015-91-6407					40
	42	53.34	2.100	50.80	2.000	48.26	1.900	015-91-1428						42
	44	55.88	2.200	53.34	2.100	50.80	2.000	015-91-1448						44
	46	58.42	2.300	55.88	2.200	53.34	2.100	015-91-1468						46
	48	60.96	2.400	58.42	2.300	55.88	2.200	015-91-1488						48
	50	63.50	2.500	60.96	2.400	58.42	2.300	015-91-1508	015-91-6507					50
	52	66.04	2.600	63.50	2.500	60.96	2.400	015-91-1528						52
	54	68.58	2.700	66.04	2.600	63.50	2.500	015-91-1548						54
	56	71.12	2.800	68.58	2.700	66.04	2.600	015-91-1568						56
	58	73.66	2.900	71.12	2.800	68.58	2.700	015-91-1588						58
	60	76.20	3.000	73.66	2.900	71.12	2.800	015-91-1608						60
	62	78.74	3.100	76.20	3.000	73.66	2.900	015-91-1628						62
	64	81.28	3.200	78.74	3.100	76.20	3.000	015-91-1648						64
	66	83.82	3.300	81.28	3.200	78.74	3.100	015-91-1668						66
	68	86.36	3.400	83.82	3.300	81.28	3.200	015-91-1688						68
	70	88.90	3.500	86.36	3.400	83.82	3.300	015-91-1708						70
	72	91.44	3.600	88.90	3.500	86.36	3.400	015-91-1728						72
	74	93.98	3.700	91.44	3.600	88.90	3.500	015-91-1748						74
	76	96.52	3.800	93.98	3.700	91.44	3.600	015-91-1768						76
	78	99.06	3.900	96.52	3.800	93.98	3.700	015-91-1788						78
	80	101.60	4.000	99.06	3.900	96.52	3.800	015-91-1808						80
	82	104.14	4.100	101.60	4.000	99.06	3.900	71308-6082						82
	84	106.68	4.200	104.14	4.100	101.60	4.000	71308-6084						84
	86	109.22	4.300	106.68	4.200	104.14	4.100	71308-6086						86
	88	111.76	4.400	109.22	4.300	106.68	4.200	71308-6088						88
	90	114.30	4.500	111.76	4.400	109.22	4.300	71308-6090						90
	92	116.84	4.600	114.30	4.500	111.76	4.400	71308-6092						92
	94	119.38	4.700	116.84	4.600	114.30	4.500	71308-6094						94
	96	121.92	4.800	119.38	4.700	116.84	4.600	71308-6096						96
	98	124.46	4.900	121.92	4.800	119.38	4.700	71308-6098						98
	100	127.00	5.000	124.46	4.900	121.92	4.800	71308-6100						100

SHORT PEG VERSION (.055")

SEE SHEET 1 EC NO: UCP2011-1028 DRAWN: PPR 2010/12/14 CHKD: JBL APPR: ESM/TH 2010/12/17	QUALITY SYMBOLS	GENERAL TOLERANCES (UNLESS SPECIFIED)	DIMENSION STYLE	SCALE	DESIGN UNITS	THIRD ANGLE PROJECTION
	$\nabla=0$ $\nabla=0$	mm INCH 4 PLACES ±.005 ±.005 3 PLACES ±.010 ±.005 2 PLACES ±.025 ±.010 1 PLACE ±.050 ±.025 ANGULAR ±1/2°	MM/IN	INCH	INCH	
			DRAWN BY DATE	TITLE		
			CHECKED BY DATE	SALES ASSY INSULATOR DUAL ROW SMT W/BREAK-OFF .025SQ PIN GULLWING .100		
		APPROVED BY DATE	MOLEX INCORPORATED			
		MATERIAL NO.	SD-71308-001			SHEET NO. 5 OF 6
		SIZE	SEE TABLE	THIS DRAWING CONTAINS INFORMATION THAT IS PROPRIETARY TO MOLEX INCORPORATED AND SHOULD NOT BE USED WITHOUT WRITTEN PERMISSION		

13 12 11 10 9 8 7 6 5 4 3 2 1

PEG OPTION															
NO PEG VERSION				NO PEG VERSION				LONG PEG VERSION (.130")				SHORT PEG VERSION (.055")			
PACKAGING SEE NOTE 4, SHT 1				4-8 CKT				4-8 CKT				4-8 CKT			
8-100 CKT				TUBES				TUBES				TUBES			
DIM. M±0.25 MM				6.10 (.240)				8.13(.320)				6.10(.240)			
PLATING				59 TIN				59 TIN				59 TIN			
DIM. H				2.54(.100)				4.57(.180)				2.54(.100)			
DIM. J				5.08(.200)				7.11(.280)				5.08(.200)			

CKTS	DIM. A		DIM. B		DIM. C		EDP NUMBER	EDP NUMBER	EDP NUMBER	EDP NUMBER	EDP NUMBER	EDP NUMBER	EDP NUMBER	EDP NUMBER	EDP NUMBER	EDP NUMBER	EDP NUMBER	CKTS
	MM	IN	MM	IN	MM	IN												
04	5.08	.200	2.54	.100	---	---	71308-5404	71308-5504	N/A									04
06	7.62	.300	5.08	.200	2.54	.100	71308-5406	71308-5506	N/A									06
08	10.16	.400	7.62	.300	5.08	.200	71308-5408	71308-5508	71308-5608									08
10	12.70	.500	10.16	.400	7.62	.300	71308-5410	71308-5510	71308-5610									10
12	15.24	.600	12.70	.500	10.16	.400	71308-5412	71308-5512	71308-5612									12
14	17.78	.700	15.24	.600	12.70	.500	71308-5414	71308-5514	71308-5614									14
16	20.32	.800	17.78	.700	15.24	.600	71308-5416	71308-5516	71308-5616									16
18	22.86	.900	20.32	.800	17.78	.700	71308-5418	71308-5518	71308-5618									18
20	25.40	1.000	22.86	.900	20.32	.800	71308-5420	71308-5520	71308-5620									20
22	27.94	1.100	25.40	1.000	22.86	.900	71308-5422	71308-5522	71308-5622									22
24	30.48	1.200	27.94	1.100	25.40	1.000	71308-5424	71308-5524	71308-5624									24
26	33.02	1.300	30.48	1.200	27.94	1.100	71308-5426	71308-5526	71308-5626									26
28	35.56	1.400	33.02	1.300	30.48	1.200	71308-5428	71308-5528	71308-5628									28
30	38.10	1.500	35.56	1.400	33.02	1.300	71308-5430	71308-5530	71308-5630									30
32	40.64	1.600	38.10	1.500	35.56	1.400	71308-5432	71308-5532	71308-5632									32
34	43.18	1.700	40.64	1.600	38.10	1.500	71308-5434	71308-5534	71308-5634									34
36	45.72	1.800	43.18	1.700	40.64	1.600	71308-5436	71308-5536	71308-5636									36
38	48.26	1.900	45.72	1.800	43.18	1.700	71308-5438	71308-5538	71308-5638									38
40	50.80	2.000	48.26	1.900	45.72	1.800	71308-5440	71308-5540	71308-5640									40
42	53.34	2.100	50.80	2.000	48.26	1.900	71308-5442	71308-5542	71308-5642									42
44	55.88	2.200	53.34	2.100	50.80	2.000	71308-5444	71308-5544	71308-5644									44
46	58.42	2.300	55.88	2.200	53.34	2.100	71308-5446	71308-5546	71308-5646									46
48	60.96	2.400	58.42	2.300	55.88	2.200	71308-5448	71308-5548	71308-5648									48
50	63.50	2.500	60.96	2.400	58.42	2.300	71308-5450	71308-5550	71308-5650									50
52	66.04	2.600	63.50	2.500	60.96	2.400	71308-5452	71308-5552	71308-5652									52
54	68.58	2.700	66.04	2.600	63.50	2.500	71308-5454	71308-5554	71308-5654									54
56	71.12	2.800	68.58	2.700	66.04	2.600	71308-5456	71308-5556	71308-5656									56
58	73.66	2.900	71.12	2.800	68.58	2.700	71308-5458	71308-5558	71308-5658									58
60	76.20	3.000	73.66	2.900	71.12	2.800	71308-5460	71308-5560	71308-5660									60
62	78.74	3.100	76.20	3.000	73.66	2.900	71308-5462	71308-5562	71308-5662									62
64	81.28	3.200	78.74	3.100	76.20	3.000	71308-5464	71308-5564	71308-5664									64
66	83.82	3.300	81.28	3.200	78.74	3.100	71308-5466	71308-5566	71308-5666									66
68	86.36	3.400	83.82	3.300	81.28	3.200	71308-5468	71308-5568	71308-5668									68
70	88.90	3.500	86.36	3.400	83.82	3.300	71308-5470	71308-5570	71308-5670									70
72	91.44	3.600	88.90	3.500	86.36	3.400	71308-5472	71308-5572	71308-5672									72
74	93.98	3.700	91.44	3.600	88.90	3.500	71308-5474	71308-5574	71308-5674									74
76	96.52	3.800	93.98	3.700	91.44	3.600	71308-5476	71308-5576	71308-5676									76
78	99.06	3.900	96.52	3.800	93.98	3.700	71308-5478	71308-5578	71308-5678									78
80	101.60	4.000	99.06	3.900	96.52	3.800	71308-5480	71308-5580	71308-5680									80
82	104.14	4.100	101.60	4.000	99.06	3.900	71308-5482	71308-5582	71308-5682									82
84	106.68	4.200	104.14	4.100	101.60	4.000	71308-5484	71308-5584	71308-5684									84
86	109.22	4.300	106.68	4.200	104.14	4.100	71308-5486	71308-5586	71308-5686									86
88	111.76	4.400	109.22	4.300	106.68	4.200	71308-5488	71308-5588	71308-5688									88
90	114.30	4.500	111.76	4.400	109.22	4.300	71308-5490	71308-5590	71308-5690									90
92	116.84	4.600	114.30	4.500	111.76	4.400	71308-5492	71308-5592	71308-5692									92
94	119.38	4.700	116.84	4.600	114.30	4.500	71308-5494	71308-5594	71308-5694									94
96	121.92	4.800	119.38	4.700	116.84	4.600	71308-5496	71308-5596	71308-5696									96
98	124.46	4.900	121.92	4.800	119.38	4.700	71308-5498	71308-5598	71308-5698									98
100	127.00	5.000	124.46	4.900	121.92	4.800	71308-5500	71308-5600	71308-5700									100

59 TIN PLATE ASSEMBLIES

SEE SHEET 1 EC NO. UCP2011-1028 DRWN:KIPPER 2010/12/14 CHKD:JHELL APPR:ESMITH 2010/12/17	QUALITY SYMBOLS ▽=0 ▽=0	GENERAL TOLERANCES (UNLESS SPECIFIED)		DIMENSION STYLE		SCALE 1:1	DESIGN UNITS INCH	THIRD ANGLE PROJECTION
		4 PLACES ±.005 ±.005	mm	INCH	DRAWN BY KMS	DATE 1999/10/15	TITLE SALES ASSY INSULATOR	
		3 PLACES ±.005 ±.005			CHECKED BY KMS	DATE 1999/10/15	DUAL ROW SMT W/BREAK-OFF	
		2 PLACES ±0.13 ±.010			APPROVED BY KMS	DATE 1999/10/15	.025SQ PIN GULLWING .100	
1 PLACE ±0.25 ±.005		ANGULAR ±1/2°		MATERIAL NO. SD-71308-001		DOCUMENT NO.		SHEET NO. 6 OF 6
DRAFT WHERE APPLICABLE MUST REMAIN WITHIN DIMENSIONS				SEE TABLE		THIS DRAWING CONTAINS INFORMATION THAT IS PROPRIETARY TO MOLEX INCORPORATED AND SHOULD NOT BE USED WITHOUT WRITTEN PERMISSION		

1b_frame_C.P. AM.T Rev. E 2006/04/15 12 11 10 9 8 7 6 5 4 3 2 1