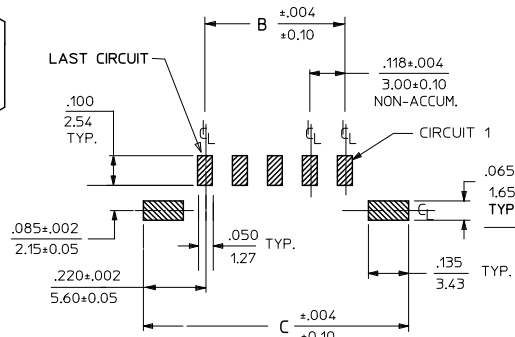
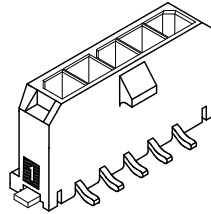
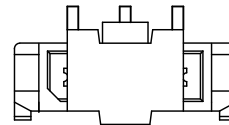
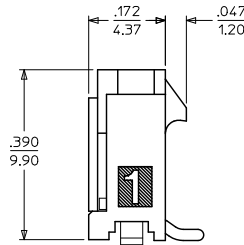


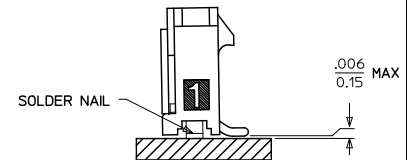
OPTIONAL VOIDED CIRCUIT
SEE CHART FOR LOCATION



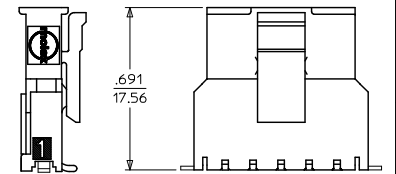
PCB LAYOUT: COMPONENT SIDE



SHOWN WITH DISPOSABLE CAP
(FOR REMOVAL FROM TAPE & REEL PACKAGING)
SEE NOTE #4



COPLANARITY DETAIL
SEE NOTE #6



MATED MICRO FIT CONNECTORS

CKTS	A	B	C
2	.380 9.65	.118 3.00	.559 14.20
3	.498 12.65	.236 6.00	.677 17.20
4	.616 15.65	.354 9.00	.795 20.20
5	.734 18.65	.472 12.00	.913 23.20
6	.852 21.65	.591 15.00	1.031 26.20
7	.970 24.65	.709 18.00	1.150 29.20
8	1.089 27.65	.827 21.00	1.268 32.20
9	1.207 30.65	.945 24.00	1.386 35.20
10	1.325 33.65	1.063 27.00	1.504 38.20
11	1.443 36.65	1.181 30.00	1.622 41.20
12	1.561 39.65	1.299 33.00	1.740 44.20

FINISH A			FINISH B			FINISH C		
CKTS	MATERIAL NO:	VOID CKTS	MATERIAL NO:	VOID CKTS	MATERIAL NO:	VOID CKTS	VOID CKTS	VOID CKTS
02	43650-0224		43650-0225		43650-0226			
03	43650-0324		43650-0325		43650-0326			
04	43650-0424		43650-0425		43650-0426			
05	43650-0524		43650-0525		43650-0526			
06	43650-0624		43650-0625		43650-0626			
07	43650-0724		43650-0725		43650-0726			
08	43650-0824		43650-0825		43650-0826			
09	43650-0924		43650-0925		43650-0926			
10	43650-1024		43650-1025		43650-1026			
11	43650-1124		43650-1125		43650-1126			
12	43650-1224		43650-1225		43650-1226			
03	43650-0350	2						
06	43650-0650	3.5						

NOTES:

- HOUSING MATERIAL: LIQUID CRYSTAL POLYMER, GLASS FILLED, UL94V-0, COLOR: BLACK
TERMINAL MATERIAL: BRASS ALLOY
- FINISH:
A = .000100/(0.00254) MIN. BRIGHT TIN OVER
.000050/(0.00127) MIN. NICKEL
B = .000015/(0.00038) MIN. SELECT GOLD IN CONTACT AREA
.000100/(0.00254) MIN. SELECT MATTE TIN ON SOLDER TAILS
BOTH OVER .000050/(0.00127) NICKEL OVERALL
C = .000030/(0.00076) MIN. SELECT GOLD IN CONTACT AREA
.000100/(0.00254) MIN. SELECT MATTE TIN ON SOLDER TAILS
BOTH OVER .000050/(0.00127) NICKEL OVERALL
- PRODUCT SPECIFICATION: PS-43650
- TAPE AND REEL PACKAGED : SEE MOLEX DRAWING PK-70873-07**
- MATES WITH MICRO FIT (3.0) RECEPTACLE SERIES 43645
- THE COPLANARITY DIMENSION IS ESTABLISHED BY PLACING THE ASSEMBLY ON A FLAT SURFACE. THE DISTANCE FROM THAT SURFACE TO THE BOTTOM OF ANY TERMINAL OR NAIL MUST NOT EXCEED .006/0.15
- PARTS CONFORM TO CLASS 'B' REQUIREMENTS OF COSMETIC SPECIFICATION PS-45499-002.

CORRECT 220/5.60 EC NO: UCP/2011-1431 DRAWING MANANT 2010/11/18 CHKD:SSUSEK 2010/11/18 APPR:SMITH 2010/12/03	QUALITY SYMBOLS 	GENERAL TOLERANCES (UNLESS SPECIFIED)		DIMENSION STYLE IN/MM		SCALE ---	DESIGN UNITS METRIC	THIRD ANGLE PROJECTION	
		4 PLACES ±---	±---	DRAWN BY SAMIEC	DATE 2000/07/07	TITLE MICRO-FIT (3.0) SINGLE ROW/VERTICAL SMT/NAILS/REEL			
		3 PLACES ±---	±.010	CHECKED BY MUELLER	DATE 2000/07/07	MATERIAL NO. MOLEX INCORPORATED			
2 PLACES ±0.25	±.014	APPROVED BY FSMITH	DATE 2010/12/03	SEE CHART		SD-43650-009		SHEET NO. 1 OF 1	
1 PLACE ±0.36	±---	ANGULAR ±1/2°		DRAFT WHERE APPLICABLE MUST REMAIN WITHIN DIMENSIONS		THIS DRAWING CONTAINS INFORMATION THAT IS PROPRIETARY TO MOLEX INCORPORATED AND SHOULD NOT BE USED WITHOUT WRITTEN PERMISSION			