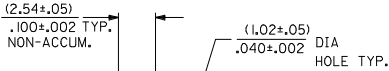
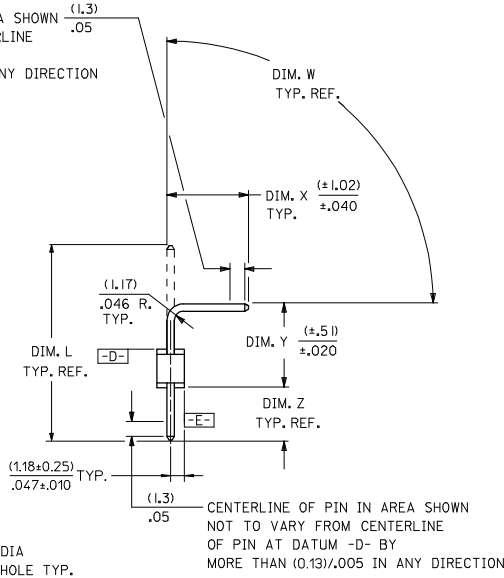
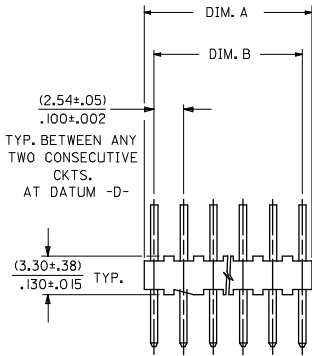


13 12 11 10 9 8 7 6 5 4 3 2 1

CENTERLINE OF PIN IN AREA SHOWN
NOT TO VARY FROM CENTERLINE
OF PIN AT DATUM -E- BY
MORE THAN (0.20)/.008 IN ANY DIRECTION



PCB LAYOUT: COMPONENT SIDE
TYPICAL PCB THICKNESS: (1.57)/.062

NOTES:

- MATERIAL: NYLON, UL 94V-0, COLOR WHITE
- FINISH:
 - (102) OVERALL TIN: 0.00508/.000200 MIN. OVER COPPER UNDERPLATE: 0.00254/.000100 MIN.
 - (103) OVERALL TIN: 0.00508/.000200 MIN. OVER COPPER UNDERPLATE: 0.00127/.000050 MIN.
 - (501) OVERALL GOLD: 0.00051/.000020 MIN. OVER NICKEL UNDERPLATE: 0.00076/.000030 MIN.
 - (503) OVERALL GOLD: 0.00076/.000030 MIN. OVER NICKEL UNDERPLATE: 0.00127/.000050 MIN.
 - (508) OVERALL GOLD: 0.00076/.000030 MIN. OVER NICKEL UNDERPLATE: 0.00076/.000030 MIN.
 - (516) OVERALL GOLD: 0.00025/.000010 MIN. OVER NICKEL UNDERPLATE: 0.00076/.000030 MIN.
- PARTS CONFORM TO PRODUCT SPECIFICATION PS-10-07.
- PACKAGING INFORMATION: SEE LEGEND.
- PINS MUST CONFORM TO SOLDERABILITY SPECIFICATION SMES-152.
- PIN PUSHOUT FORCE: 2 LBS. MIN.
- PARTS ARE STACKABLE END TO END AND SIDE TO SIDE ON (2.54)/.100 CENTERS.
- THE PRIMARY SHIPPING CARTON WILL BE LABELED, "COMPLIANT TO ROHS DIRECTIVE 2002/95/EC AND ELV ANNEX II OF DIRECTIVE 2000/53/EC." CARTONS WITHOUT THIS LABEL MAY CONTAIN PRODUCT WITH TIN-LEAD PLATING.
- PARTS CONFORM TO CLASS B REQUIREMENTS OF COSMETIC SPECIFICATION PS-45499-002.

A-4094-N	*	*	*
NO. OF CKTS.	↑	↑	↑
VERSION	↑	↑	↑
LETTER CHANGES WHEN PIN NO. OR PRESS DIM. CHANGES.			
PLATING CODE	↑	↑	↑
SEE NOTE 2			
SECONDARY OPERATIONS			
CODE	PACKAGE		
BLANK	BULK PER PK-4094-001		
A	PK-40873-0020		

CKTS. NO. OF	DIM. B	DIM. A
2	.100 ± .002 (2.54 ± .05)	.190 ± .008 (4.83 ± .20)
3	.200 ± .005 (5.08 ± .13)	.290 ± .008 (7.37 ± .20)
4	.300 ± .005 (7.62 ± .13)	.390 ± .008 (9.91 ± .20)
5	.400 ± .005 (10.16 ± .13)	.490 ± .008 (12.45 ± .20)
6	.500 ± .006 (12.70 ± .15)	.590 ± .009 (14.99 ± .23)
7	.600 ± .006 (15.24 ± .15)	.690 ± .009 (17.53 ± .23)
8	.700 ± .006 (17.78 ± .15)	.790 ± .009 (20.07 ± .23)
9	.800 ± .007 (20.32 ± .18)	.890 ± .010 (22.61 ± .25)
10	.900 ± .007 (22.86 ± .18)	.990 ± .010 (25.15 ± .25)
11	1.000 ± .007 (25.40 ± .18)	1.090 ± .010 (27.69 ± .25)
12	1.100 ± .008 (27.94 ± .20)	1.190 ± .011 (30.23 ± .28)
13	1.200 ± .008 (30.48 ± .20)	1.290 ± .011 (32.77 ± .28)
14	1.300 ± .008 (33.02 ± .20)	1.390 ± .011 (35.31 ± .28)
15	1.400 ± .008 (35.56 ± .20)	1.490 ± .011 (37.85 ± .28)
16	1.500 ± .008 (38.10 ± .20)	1.590 ± .011 (40.39 ± .28)
17	1.600 ± .009 (40.64 ± .23)	1.690 ± .012 (42.93 ± .30)
18	1.700 ± .009 (43.18 ± .23)	1.790 ± .012 (45.47 ± .30)
19	1.800 ± .009 (45.72 ± .23)	1.890 ± .012 (48.01 ± .30)
20	1.900 ± .009 (48.26 ± .23)	1.990 ± .012 (50.55 ± .30)
21	2.000 ± .010 (50.80 ± .25)	2.090 ± .013 (53.09 ± .33)
22	2.100 ± .010 (53.34 ± .25)	2.190 ± .013 (55.63 ± .33)
23	2.200 ± .010 (55.88 ± .25)	2.290 ± .013 (58.17 ± .33)
24	2.300 ± .010 (58.42 ± .25)	2.390 ± .013 (60.71 ± .33)
25	2.400 ± .011 (60.96 ± .28)	2.490 ± .014 (63.25 ± .36)
26	2.500 ± .011 (63.50 ± .28)	2.590 ± .014 (65.79 ± .36)
27	2.600 ± .011 (66.04 ± .28)	2.690 ± .014 (68.33 ± .36)
28	2.700 ± .011 (68.58 ± .28)	2.790 ± .014 (70.87 ± .36)

14	AD1
13	AD1
12	AD1
11	AD1
10	AD1
9	AD1
8	AD1
7	AD1
6	AD1
5	AD1
4	AD1
3	AD1
2	AD1
1	AD3
SHEET	REV.

ADD 1:18 DIMENSION EC NO: UCP2009-0323 DRAWING: GERRILL 2008/08/22 CHK: CHOKR PPR 2008/08/26 APPR: ESMITH 2008/08/27 AD3	QUALITY SYMBOLS ▽=0 ▽=0	GENERAL TOLERANCES (UNLESS SPECIFIED):	DIMENSION STYLE	SCALE	DESIGN UNITS	THIRD ANGLE PROJECTION
		4 PLACES ±.005 ±.005	MM/IN	---	INCH	☉
		3 PLACES ±.013 ±.01				
		2 PLACES ±0.25 ±.005				
		ANGULAR ±1/2°				
		DRAFT WHERE APPLICABLE MUST REMAIN WITHIN DIMENSIONS	SEE CHART			
			MATERIAL NO. SDA-4094	DOCUMENT NO. SDA-4094	SHEET NO. 1 OF 14	
			THIS DRAWING CONTAINS INFORMATION THAT IS PROPRIETARY TO MOLEX INCORPORATED AND SHOULD NOT BE USED WITHOUT WRITTEN PERMISSION			

1b_frame_C.P.M.E.T Rev. D 2004/04/02 12 11 10 9 8 7 6 5 4 3 2 1

		13	12	11	10	9	8	7	6	5	4	3	2	1				
J	ENG. NO.	PIN NO.	DIM. L	DIM. X	DIM. Z	DIM. Y	DIM. W	DIM. T	ENG. NO.	PIN NO.	DIM. L	DIM. X	DIM. Z	DIM. Y	DIM. W	DIM. T	J	
	A-4094-NA102	2766-3(102)	(17.45) .687	(9.30) .366	(3.15) .124	(6.30) .248	90°		A-4094-NCM501	2766-1(501)	(14.22) .560	(4.47) .176	(5.92) .233	(5.11) .201	90°		J	
	A-4094-NA501	2766-3(501)	(17.45) .687	(9.30) .366	(3.15) .124	(6.30) .248	90°		A-4094-NCN501	2766-53(501)	(20.85) .821	SEE SHT. 7				90°		J
I	A-4094-NAB102	2766-40(102)	(23.80) .937	(14.99) .590	(3.78) .149	(6.30) .248	90°		A-4094-NCR501	2766-73(501)	(22.71) .894	(13.92) .548	(3.48) .137	(6.60) .260	90°		I	
	A-4094-NAC102	2766-54(102)	(17.86) .703	(9.68) .381	(4.32) .170	(5.13) .202	90°		A-4094-NCS501	4166-74(501)	(31.24) 1.230	(22.23) .875	(3.71) .146	(6.60) .260	90°		I	
	A-4094-NAJ102	2766-8(102)	(21.39) .842	(10.19) .401	(4.09) .161	(8.41) .331	90°		A-4094-NCV501	2766-28(501)	(15.88) .625	(7.65) .301	(3.23) .127	(6.30) .248	90°		I	
	A-4094-NAL102	2766-8(102)	(21.39) .842	(12.47) .491	(3.91) .154	(6.30) .248	90°		A-4094-NCY508		SEE SHT. 8				90°		I	
H	A-4094-NAM102	2766-3(102)	(17.45) .687	(4.93) .194	(7.29) .287	(6.53) .257	90°		A-4094-NCZ501	2766-3(501)	(17.45) .687	(9.30) .366	(2.31) .091	(7.11) .280	90°		H	
	A-4094-NAP102	2766-3(102)	(17.45) .687	(8.41) .331	(3.78) .149	(6.55) .258	90°		A-4094-NJ102	2766-28(102)	(15.88) .625	(6.63) .261	(3.02) .119	(9.73) .383	55°		H	
	A-4094-NB102	2766-43(102)	(13.46) .530	(4.85) .191	(3.61) .142	(6.30) .248	90°		A-4094-NM102	2766-3(102)	(17.45) .687	(7.44) .293	(2.84) .112	(8.46) .333	90°		H	
G	A-4094-NBE102	2766-37(102)	(20.32) .800	(11.53) .454	(3.56) .140	(6.50) .256	90°		A-4094-NR102	2766-37(102)	(20.32) .800	(12.24) .482	(3.07) .121	(6.30) .248	90°		G	
	A-4094-NBE501	2766-37(501)	(20.32) .800	(11.53) .454	(3.56) .140	(6.50) .256	90°		A-4094-NRG501	2766-53(501)	(20.85) .821	(12.32) .485	(3.53) .139	(6.30) .248	90°		G	
	A-4094-NBF102	2766-4(102)	(18.69) .736	(9.30) .366	(2.79) .110	(7.87) .310	90°		A-4094-NW102	2766-37(102)	(20.32) .800	(9.30) .366	(3.61) .142	(8.71) .343	90°		G	
	A-4094-NBF501	2766-4(501)	(18.69) .736	(9.30) .366	(2.79) .110	(7.87) .310	90°		A-4094-NZ102	2766-3(102)	(17.45) .687	(5.13) .202	(7.95) .313	(5.66) .223	90°		G	
F	A-4094-NBH102	2766-37(102)	(20.32) .800	(11.71) .461	(2.31) .091	(7.57) .298	90°		A-4094-NH102	2766-1(102)	(14.22) .560	(5.23) .206	(3.96) .156	(6.30) .248	90°		F	
	A-4094-NBK103	4166-1(103)	(16.51) .650	(5.00) .197	(7.67) .302	(5.13) .202	90°		A-4094-NDA102	4166-38(102)	(27.00) 1.063	(9.30) .366	(3.15) .124	(15.82) .623	90°		F	
	A-4094-NBJ102	2766-4(102)	(18.69) .736	(9.42) .371	(3.63) .143	(6.93) .273	90°		A-4094-NDB102	4166-30(102)	(30.48) 1.200	(9.30) .366	(3.07) .121	(19.38) .763	90°		F	
E	A-4094-NBJ501	2766-4(501)	(18.69) .736	(9.42) .371	(3.63) .143	(6.93) .273	90°		A-4094-NDC102	2766-40(102)	(23.80) .937	(12.70) .500	(3.15) .124	(9.22) .363	90°		E	
	A-4094-NBL102	2766-8(102)	(21.39) .842	(3.81) .150	(3.05) .120	(17.60) .693	25°		A-4094-NA508	2766-3(508)	(17.45) .687	(9.30) .366	(3.15) .124	(6.30) .248	90°		E	
	A-4094-NBM102	2766-28(102)	(15.88) .625	(5.79) .228	(4.06) .160	(6.30) .248	139°		A-4094-NDD102	2766-60(102)	(23.24) .915	(9.53) .375	(8.64) .340	(6.35) .250	90°		E	
D	A-4094-NBP102	2766-3(102)	(17.45) .687	(9.07) .357	(7.87) .310	(5.82) .229	105°		A-4094-NAR102	2766-26(102)	(14.99) .590	(4.06) .160	(8.03) .316	(4.09) .161	90°		D	
	A-4094-NBR501	2766-52(501)	(14.61) .575	(9.30) .366	(1.63) .064	(4.90) .193	90°		A-4094-NAT102	2766-4(102)	(18.69) .736	(8.26) .325	(3.28) .129	(12.75) .502	45°		D	
	A-4094-NBT102	2766-39(102)	(12.70) .500	(6.38) .251	(2.79) .110	(4.78) .188	90°		A-4094-NAT501	2766-4(501)	(18.69) .736	(8.26) .325	(3.28) .129	(12.75) .502	45°		D	
C	A-4094-NCA102	2766-57(102)	(13.84) .545	(5.23) .206	(3.61) .142	(6.30) .248	90°		A-4094-NDE501	2766-73(501)	(22.71) .894	(9.98) .393	(3.00) .118	(11.00) .433	90°		C	
	A-4094-NCC102	2766-73(102)	(22.71) .894	(10.74) .423	(3.25) .128	(13.61) .536	60°		A-4094-NDF102	2766-16(102)	(22.23) .875	(6.12) .241	(11.05) .435	(6.35) .250	90°		C	
	A-4094-NCE102	2766-54(102)	(17.86) .703	(9.14) .360	(3.91) .154	(6.10) .240	90°		A-4094-NDG102	2766-39(102)	(12.70) .500	(4.60) .181	(3.10) .122	(6.30) .248	90°		C	
B	A-4094-NCM102	2766-1(102)	(14.22) .560	(4.47) .176	(5.92) .233	(5.11) .201	90°		A-4094-NBK102	4166-1(102)	(16.51) .650	(5.00) .197	(7.67) .302	(5.13) .202	90°		B	

UPDATE TITLE BLOCK EC NO. UCP2005-2329 DRAWN BY 2005/07/28 CHECKED BY 2005/07/27 APPROVED BY 2005/07/27 APPR: F.S.M.T.H.	QUALITY SYMBOLS	GENERAL TOLERANCES (UNLESS SPECIFIED)	DIMENSION STYLE	SCALE	DESIGN UNITS	THIRD ANGLE PROJECTION
	▽=0 ▽=0	mm INCH 4 PLACES ± --- ± --- 3 PLACES ± --- ± .005 2 PLACES ± 0.13 ± .01 1 PLACE ± 0.25 ± --- ANGULAR ±1/2°	MM/IN DRAWN BY DATE KSS 1984/09/10 CHECKED BY DATE NP 1984/09/10 APPROVED BY DATE KJA 1984/09/10	---	INCH	<input checked="" type="checkbox"/> THIRD ANGLE <input type="checkbox"/> PROJECTION
		DRAFT WHERE APPLICABLE MUST REMAIN WITHIN DIMENSIONS	MATERIAL NO. SEE CHART	DOCUMENT NO. SDA-4094	MOLEX INCORPORATED WAFER ASSY FLAT MINI KK (4030 WITH BENT PINS) 4094 SERIES DRAWING	
			SIZE C			SHEET NO. 2 OF 14 THIS DRAWING CONTAINS INFORMATION THAT IS PROPRIETARY TO MOLEX INCORPORATED AND SHOULD NOT BE USED WITHOUT WRITTEN PERMISSION

tb_frame_C_P_ME_T
Rev. D 2004/04/02

13		12		11		10		9		8		7		6		5		4		3		2		1	
A-4094-NA I02				A-4094-NA50 I				A-4094-NAB I02				A-4094-NAC I02				A-4094-NAJ I02				A-4094-NAL I02					
PART NO.	ENG. NO.	PART NO.	ENG. NO.	PART NO.	ENG. NO.	PART NO.	ENG. NO.	PART NO.	ENG. NO.	PART NO.	ENG. NO.	PART NO.	ENG. NO.	PART NO.	ENG. NO.	PART NO.	ENG. NO.	PART NO.	ENG. NO.	PART NO.	ENG. NO.	PART NO.	ENG. NO.		
22-05-2021	A-4094-2A I02	22-12-2021	A-4094-2A50 I	22-05-2026	A-4094-2AB I02											22-05-3038	A-4094-2AJ I02	22-05-2027	A-4094-2AL I02						
22-05-2031	A-4094-3A I02	22-12-2031	A-4094-3A50 I	22-05-2036	A-4094-3AB I02													22-05-2037	A-4094-3AL I02						
22-05-2041	A-4094-4A I02	22-12-2041	A-4094-4A50 I	22-05-2046	A-4094-4AB I02													22-05-2047	A-4094-4AL I02						
22-05-2051	A-4094-5A I02	22-12-2051	A-4094-5A50 I	22-05-2056	A-4094-5AB I02													22-05-2057	A-4094-5AL I02						
22-05-2061	A-4094-6A I02	22-12-2061	A-4094-6A50 I	22-05-2066	A-4094-6AB I02													22-05-2067	A-4094-6AL I02						
22-05-2071	A-4094-7A I02	22-12-2071	A-4094-7A50 I	22-05-2076	A-4094-7AB I02													22-05-2077	A-4094-7AL I02						
22-05-2081	A-4094-8A I02	22-12-2081	A-4094-8A50 I	22-05-2086	A-4094-8AB I02													22-05-2087	A-4094-8AL I02						
22-05-2091	A-4094-9A I02	22-12-2091	A-4094-9A50 I	22-05-2096	A-4094-9AB I02													22-05-2097	A-4094-9AL I02						
22-05-2101	A-4094-10A I02	22-12-2101	A-4094-10A50 I	22-05-2106	A-4094-10AB I02													22-05-2107	A-4094-10AL I02						
22-05-2111	A-4094-11A I02	22-12-2111	A-4094-11A50 I	22-05-2116	A-4094-11AB I02													22-05-2117	A-4094-11AL I02						
22-05-2121	A-4094-12A I02	22-12-2121	A-4094-12A50 I	22-05-2126	A-4094-12AB I02													22-05-2127	A-4094-12AL I02						
22-05-2131	A-4094-13A I02	22-12-2131	A-4094-13A50 I	22-05-2136	A-4094-13AB I02													22-05-2137	A-4094-13AL I02						
22-05-2141	A-4094-14A I02	22-12-2141	A-4094-14A50 I	22-05-2146	A-4094-14AB I02													22-05-2147	A-4094-14AL I02						
22-05-2151	A-4094-15A I02	22-12-2151	A-4094-15A50 I	22-05-2156	A-4094-15AB I02													22-05-2157	A-4094-15AL I02						
22-05-2161	A-4094-16A I02	22-12-2161	A-4094-16A50 I	22-05-2166	A-4094-16AB I02													22-05-2167	A-4094-16AL I02						
22-05-2171	A-4094-17A I02	22-12-2171	A-4094-17A50 I	22-05-2176	A-4094-17AB I02													22-05-2177	A-4094-17AL I02						
22-05-2181	A-4094-18A I02	22-12-2181	A-4094-18A50 I	22-05-2186	A-4094-18AB I02													22-05-2187	A-4094-18AL I02						
22-05-2191	A-4094-19A I02	22-12-2191	A-4094-19A50 I	22-05-2196	A-4094-19AB I02													22-05-2197	A-4094-19AL I02						
22-05-2201	A-4094-20A I02	22-12-2201	A-4094-20A50 I	22-05-2206	A-4094-20AB I02													22-05-2207	A-4094-20AL I02						
22-05-2211	A-4094-21A I02	22-12-2211	A-4094-21A50 I	22-05-2216	A-4094-21AB I02													22-05-2217	A-4094-21AL I02						
22-05-2221	A-4094-22A I02	22-12-2221	A-4094-22A50 I	22-05-2226	A-4094-22AB I02													22-05-2227	A-4094-22AL I02						
22-05-2231	A-4094-23A I02	22-12-2231	A-4094-23A50 I	22-05-2236	A-4094-23AB I02													22-05-2237	A-4094-23AL I02						
22-05-2241	A-4094-24A I02	22-12-2241	A-4094-24A50 I	22-05-2246	A-4094-24AB I02													22-05-2247	A-4094-24AL I02						
22-05-2251	A-4094-25A I02	22-12-2251	A-4094-25A50 I	22-05-2256	A-4094-25AB I02													22-05-2257	A-4094-25AL I02						
22-05-2261	A-4094-26A I02	22-12-2261	A-4094-26A50 I	22-05-2266	A-4094-26AB I02													22-05-2267	A-4094-26AL I02						
22-05-2271	A-4094-27A I02	22-12-2271	A-4094-27A50 I	22-05-2276	A-4094-27AB I02													22-05-2277	A-4094-27AL I02						
22-05-2281	A-4094-28A I02	22-12-2281	A-4094-28A50 I	22-05-2286	A-4094-28AB I02													22-05-2287	A-4094-28AL I02						

UPDATE TITLE BLOCK EC NO. UCP2005-2329 DRAWN BY 2005/07/26 CHKD BY CHKCS/SH/01 APPR BY FSW/TH 2005/07/27	QUALITY SYMBOLS ▽=0 ▽=0	GENERAL TOLERANCES (UNLESS SPECIFIED) <table border="1"> <tr><td></td><td>mm</td><td>INCH</td></tr> <tr><td>4 PLACES</td><td>± ---</td><td>± ---</td></tr> <tr><td>3 PLACES</td><td>± ---</td><td>± ---</td></tr> <tr><td>2 PLACES</td><td>± ---</td><td>± ---</td></tr> <tr><td>1 PLACE</td><td>± ---</td><td>± ---</td></tr> </table>		mm	INCH	4 PLACES	± ---	± ---	3 PLACES	± ---	± ---	2 PLACES	± ---	± ---	1 PLACE	± ---	± ---	DIMENSION STYLE MM/IN	SCALE ---	DESIGN UNITS INCH	<input type="checkbox"/> THIRD ANGLE PROJECTION
		mm	INCH																		
	4 PLACES	± ---	± ---																		
	3 PLACES	± ---	± ---																		
2 PLACES	± ---	± ---																			
1 PLACE	± ---	± ---																			
DRAWN BY KSS DATE 1984/09/10 CHECKED BY NP DATE 1984/09/10 APPROVED BY KJA DATE 1984/09/10	TITLE WAFER ASSY FLAT MINI KK (4030 WITH BENT PINS) 4094 SERIES DRAWING	MATERIAL NO. SEE CHART	DOCUMENT NO. SDA-4094	SHEET NO. 4 OF 14																	
DRAFT WHERE APPLICABLE MUST REMAIN WITHIN DIMENSIONS																					
THIS DRAWING CONTAINS INFORMATION THAT IS PROPRIETARY TO MOLEX INCORPORATED AND SHOULD NOT BE USED WITHOUT WRITTEN PERMISSION																					

tb_frame_C_P_ME_T
Rev. D 2004/04/02