

- NOTES:
- MATERIAL: HOUSING: NYLON (PA) GLASS FILLED, UL94 V-0, NATURAL (BEIGE)  
TERMINAL - CARTRIDGE BRASS (0.28)/.011 REF THICK
  - PLATING:  
TIN: TIN (Sn) (3-5 MICROMETRE)/120-200 MICROINCH OVER (1.27 MICROMETRE)/50 MICROINCH MIN NICKEL(Ni).  
GOLD: (.76 MICROMETRE)/30 MICROINCH SELECTIVE GOLD(Au) IN CONTACT AREA AND  
SELECTIVE TIN(Sn) IN SOLDER TAIL AREA (3-5 MICROMETRE)/120-200 MICROINCH  
OVER (1.27 MICROMETRE)/50 MICROINCH NICKEL(Ni) UNDERCOAT.
  - MATES WITH MOLEX 90327 PART SERIES.
  - ALL SMT TAILS TO LIE WITHIN A COPLANARITY BAND OF  
(0.01)/.0 - (0.10)/.004 REF. FROM EACH OTHER.
  - FOR TAPE AND REEL PACKAGING SEE SDA-90814-9001
  - PCB PEGS ARE OPTIONAL.
  - PCB LAYOUT SHOWN ON SHEET 2.
  - PRODUCT SPECIFICATION: PS-99020-0011

90814 - \*\*

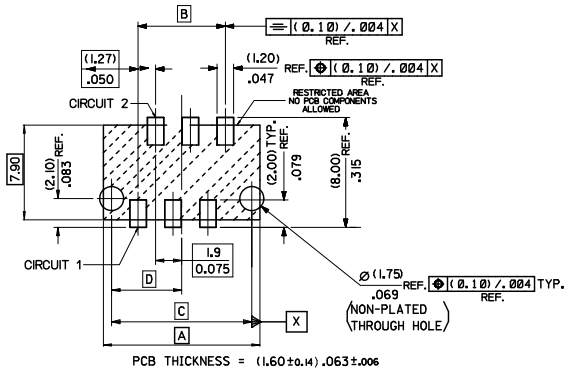
CIRCUIT SIZE

	PCB PEGS	TUBE PACKED	TAPE & REEL PACKED	POLARIZING PEG HEIGHT DIMN. E
0	YES	YES	NO	(6.40)/ .252
2	YES	NO	YES	(6.40)/ .252
3	NO	YES	NO	(6.40)/ .252
5	NO	NO	YES	(6.40)/ .252
6	NO	YES	NO	(4.10)/ .161
7	NO	NO	YES	(4.10)/ .161
8	YES	YES	NO	(4.10)/ .161
9	YES	NO	YES	(4.10)/ .161

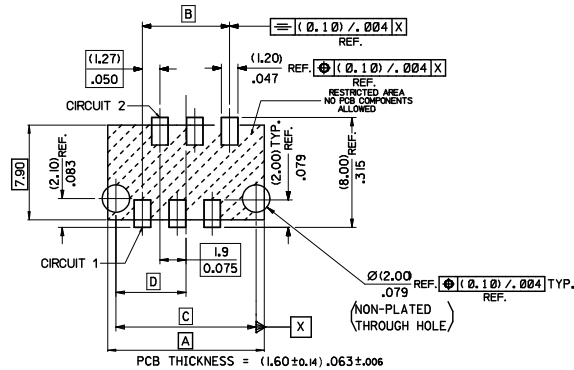
0= (3-5UM)/120-200UIN TIN VERSION  
3= (0.76UM)/30UIN GOLD VERSION

PART NO.	NUMBER OF CKTS	DIMN. A	DIMN. B	DIMN. C	QUANTITY OF PARTS PER TUBE (-#0**/-#3**/-#6** & -#8** VERSIONS)	TOOLED
90814--34	34	(46.96)/L849	(41.91)/L650	(45.76)/L802	10	NO
90814--26	26	(36.80)/L449	(31.75)/L250	(35.60)/L402	14	YES
90814--24	24	(34.26)/L349	(29.21)/L150	(33.06)/L302	15	YES
90814--22	22	(31.72)/L249	(26.67)/L050	(30.52)/L202	16	YES
90814--20	20	(29.18)/L149	(24.13)/.950	(27.98)/L102	18	YES
90814--18	18	(26.64)/L049	(21.59)/.850	(25.44)/L002	20	YES
90814--16	16	(24.10)/.949	(19.05)/.750	(22.90)/.902	22	YES
90814--14	14	(21.56)/.849	(16.51)/.650	(20.36)/.802	25	YES
90814--12	12	(19.02)/.749	(13.97)/.550	(17.82)/.702	28	YES
90814--10	10	(16.48)/.649	(11.43)/.450	(15.28)/.602	32	YES
90814--08	8	(13.94)/.549	(8.89)/.350	(12.74)/.502	38	YES
90814--06	6	(11.40)/.449	(6.35)/.250	(10.20)/.402	46	YES
90814--04	4	(8.86)/.349	(3.81)/.150	(7.66)/.302	60	YES

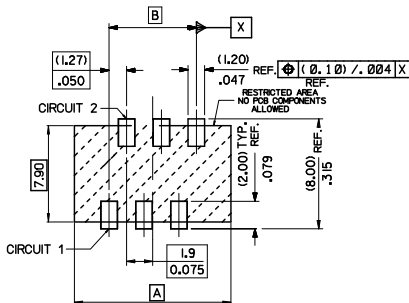
MODIFIED PLATING NOTE: EC NO: E2011-0067 DRAWN BY: VIKAS CHKD: DRWBYRINES APPR: EFCOLAN REV: 2010/08/10	QUALITY SYMBOLS ▽=0 ▽=0	GENERAL TOLERANCES (UNLESS SPECIFIED)		DIMENSION STYLE MM/IN		SCALE 5:1	DESIGN UNITS METRIC	THIRD ANGLE PROJECTION	
		4 PLACES ± --- ± --- 3 PLACES ± --- ± .004 2 PLACES ± 0.10 ± --- 1 PLACE ± --- ± ---	mm INCH	DRAWN BY DMCNAMAR	DATE 2001/08/16	TITLE PICOFLEX SMT HEADER			
		ANGULAR ±1/2°		CHECKED BY PCURTIN	DATE 2001/08/16	MOLEX INCORPORATED			
		DRAFT WHERE APPLICABLE MUST REMAIN WITHIN DIMENSIONS		APPROVED BY EFCOLAN	DATE 2010/11/04	MATERIAL NO. SDA-90814	DOCUMENT NO. SDA-90814	SHEET NO. 1 OF 2	



PCB LAYOUT FOR TRANSITION FIT WITH PCB PEGS  
 HEADER VERSIONS 90814-0\*\*/-\*\*2\*\*/-\*\*8\*\*/-\*\*9\*\*,  
 VIEWED FROM COMPONENT SIDE



PCB LAYOUT FOR CLEARANCE FIT WITH PCB PEGS  
 HEADER VERSIONS 90814-0\*\*/-\*\*2\*\*/-\*\*8\*\*/-\*\*9\*\*,  
 VIEWED FROM COMPONENT SIDE



PCB THICKNESS = (1.60 ± 0.14) .063 ± .006

PCB LAYOUT FOR HEADERS WITHOUT PCB PEGS  
 HEADER VERSIONS 90814-3\*\*/-\*\*5\*\*/-\*\*6\*\*/-\*\*7\*\*,  
 VIEWED FROM COMPONENT SIDE

PART NO.	NUMBER OF CKTS	DIMN. A	DIMN. B	DIMN. C	DIMN. D
90814-34	34	(46.96) / L849	(41.91) / L650	(45.76) / L802	(22.88) / .901
90814-26	26	(36.80) / L449	(31.75) / L250	(35.60) / L402	(17.80) / .701
90814-24	24	(34.26) / L349	(29.21) / L150	(33.06) / L302	(16.53) / .651
90814-22	22	(31.72) / L249	(26.67) / L050	(30.52) / L202	(15.26) / .601
90814-20	20	(29.18) / L149	(24.13) / .950	(27.98) / L102	(13.99) / .551
90814-18	18	(26.64) / L049	(21.59) / .850	(25.44) / L002	(12.72) / .501
90814-16	16	(24.10) / .949	(19.05) / .750	(22.90) / .902	(11.45) / .451
90814-14	14	(21.56) / .849	(16.51) / .650	(20.36) / .802	(10.18) / .401
90814-12	12	(19.02) / .749	(13.97) / .550	(17.82) / .702	(8.91) / .351
90814-10	10	(16.48) / .649	(11.43) / .450	(15.28) / .602	(7.64) / .301
90814-08	8	(13.94) / .549	(8.89) / .350	(12.74) / .502	(6.37) / .251
90814-06	6	(11.40) / .449	(6.35) / .250	(10.20) / .402	(5.10) / .201
90814-04	4	(8.86) / .349	(3.81) / .150	(7.66) / .302	(3.83) / .151

PCB DIMS CHANGED TO REF EC NO. E2011-0067 DRAWN BY: VYBRES CHKD: APPR: ECOLAN REV:	QUALITY SYMBOLS ▽=0 ▽=0	GENERAL TOLERANCES (UNLESS SPECIFIED) mm INCH 4 PLACES ± --- ± --- 3 PLACES ± --- ± --- 2 PLACES ± 0.10 ± --- 1 PLACE ± 0.2 ± --- ANGULAR ± 1/2°	DIMENSION STYLE MM ONLY DRAWN BY: JMCNAMAR DATE: 2001/08/23 CHECKED BY: BMAGUIRE DATE: 2001/08/23 APPROVED BY: ECOLAN DATE: 2010/11/04 MATERIAL NO.	SCALE: 5:1 DESIGN UNITS: METRIC THIRD ANGLE PROJECTION	TITLE: PICOFLEX SMT HEADER MOLEX INCORPORATED SDA-90814 SHEET NO. 2 OF 2
	DRAFT WHERE APPLICABLE MUST REMAIN WITHIN DIMENSIONS		SEE CHART THIS DRAWING CONTAINS INFORMATION THAT IS PROPRIETARY TO MOLEX INCORPORATED AND SHOULD NOT BE USED WITHOUT WRITTEN PERMISSION		DOCUMENT NO.