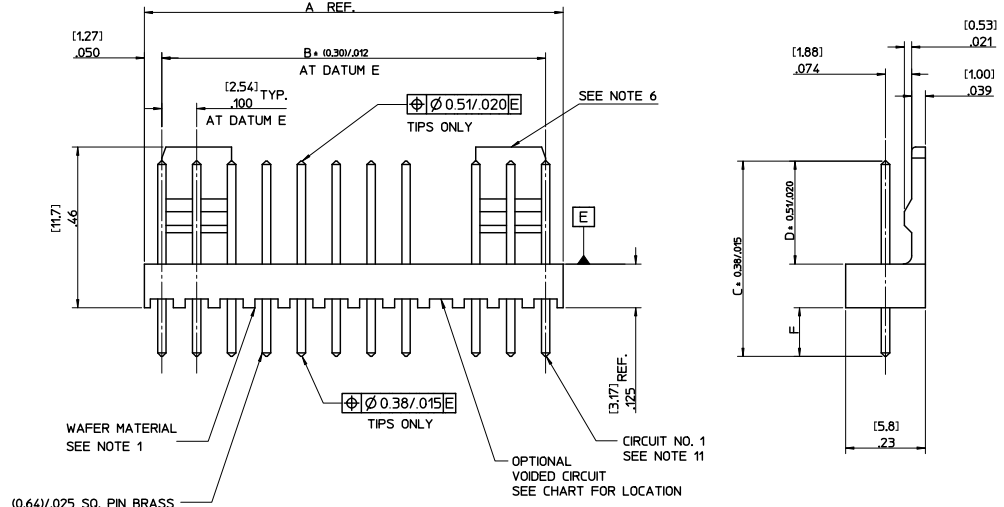
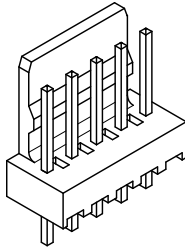


NO. OF CCTS	DIMN. 'A'	DIMN. 'B'
2	(5.08) .200	(2.54) .100
3	(7.62) .300	(5.08) .200
4	(10.16) .400	(7.62) .300
5	(12.70) .500	(10.16) .400
6	(15.24) .600	(12.70) .500
7	(17.78) .700	(15.24) .600
8	(20.32) .800	(17.78) .700
9	(22.86) .900	(20.32) .800
10	(25.40) 1.000	(22.86) .900
11	(27.94) 1.100	(25.40) 1.000
12	(30.48) 1.200	(27.94) 1.100
13	(33.02) 1.300	(30.48) 1.200
14	(35.56) 1.400	(33.02) 1.300
15	(38.10) 1.500	(35.56) 1.400
16	(40.64) 1.600	(38.10) 1.500
17	(43.18) 1.700	(40.64) 1.600
18	(45.72) 1.800	(43.18) 1.700
19	(48.26) 1.900	(45.72) 1.800
20	(50.80) 2.000	(48.26) 1.900
21	(53.34) 2.100	(50.80) 2.000
22	(55.88) 2.200	(53.34) 2.100
23	(58.42) 2.300	(55.88) 2.200
24	(60.96) 2.400	(58.42) 2.300
25	(63.50) 2.500	(60.96) 2.400
26	(66.04) 2.600	(63.50) 2.500
27	(68.58) 2.700	(66.04) 2.600
28	(71.12) 2.800	(68.58) 2.700



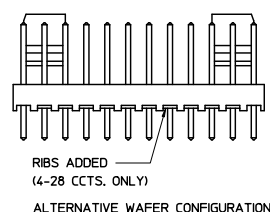
AE-6410- N * (*) - *

NO. OF CCTS

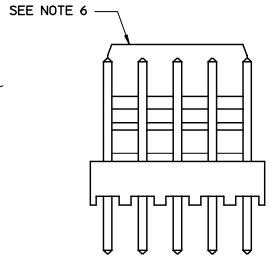
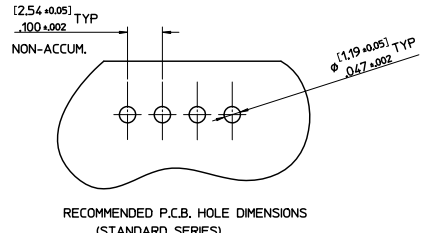
WAFER ASSY. OPTION

VOIDED CIRCUIT CODE NO. CORRESPONDS TO CIRCUIT NO. VOIDED. MULTIPLE VOIDS START WITH 51. BLANK = NONE

PLATING TYPE



- NOTES:
1. WAFER MATERIAL: NYLON. UL94V-0. PIN MATERIAL: BRASS
 2. FINISH:
102 = OVERALL TIN: 0.00508/0.00200 MIN. OVER 0.00254/0.00100 MIN. COPPER
154 = OVERALL TIN: 0.00254/0.0100 MIN. OVER 0.00127/0.00050 MIN. NICKEL
501 = OVERALL GOLD: 0.00051/0.00020 MIN. OVER 0.00076/0.00030 MIN. NICKEL
503 = OVERALL GOLD: 0.00076/0.00030 MIN. OVER 0.00127/0.00050 MIN. NICKEL
509 = OVERALL GOLD: 0.00127/0.00050 MIN. OVER 0.00076/0.00030 MIN. NICKEL
516 = OVERALL GOLD: 0.00025/0.00010 MIN. OVER 0.00076/0.00030 MIN. NICKEL
 3. THIS PART CONFORMS TO MOLEX PROD. SPEC. PS-99020-0088.
 4. PACKAGING: PER PK-6373-001
 5. PIN SOLDERABILITY PER MOLEX SPEC. SMES-152
 6. SINGLE RAMP ON 2-6 CCTS TWO RAMP ON 7-28 CCTS. AS SHOWN.
 7. PIN PUSH OUT FORCE: (0.907 Kg)/2lbs MIN.
 8. PCB THICKNESS 1.6MM
 9. WAFERS STACKABLE END TO END WITH (2.54)/.100 BETWEEN END PINS
 10. THIS PART CONFORMS TO CLASS B REQUIREMENTS OF COSMETIC SPECIFICATION PS-45499-002.
 11. CIRCUIT 1 DESIGNATION IS USED TO DEFINE VOID LOCATION. CIRCUIT 1 MAY OR MAY NOT LINE UP WITH CIRCUIT 1 ON THE MATING HOUSING.



ADD/REVISE NOTES	QUALITY SYMBOLS	GENERAL TOLERANCES (UNLESS SPECIFIED)		DIMENSION STYLE		SCALE	DESIGN UNITS	THIRD ANGLE PROJECTION
		mm	INCH	MM/IN	MM/IN			
DEC. NO. UCP-2010-2318 2010/07/06		4 PLACES ± .010 ± .010		DRAWN BY T. MAHON	DATE 28/01/03	5:1	METRIC	
DRW/CHK/APP DRW/CHK/APP		3 PLACES ± .025 ± .010		CHECKED BY BMAJUIRE	DATE 28/01/03			
CHKD/SSOUSEK 2010/07/07		2 PLACES ± 0.25 ± .014		APPROVED BY JDENNEHY	DATE 2005/03/11			
APPR/ESMITH 2010/07/07		1 PLACE ± 0.35 ± .014	ANGULAR ± 5°					
REV		DRAFT WHERE APPLICABLE MUST REMAIN WITHIN DIMENSIONS		SEE CHART		DOCUMENT NO. SDAE-6410-N		SHEET NO. 1 OF 4

ENG. NO.	AE-6410-NA (102)	AE-6410-NC (102)	AE-6410-ND (102)	AE-6410-NH (102)	AE-6410-NJ (102)	AE-6410-NL (102)
DIMN. "D"	(7.50 ±0.25) 295 ±0.05	(7.14 ±0.25) 281 ±0.05	(8.05 ±0.25) 317 ±0.05	(7.49 ±0.25) 295 ±0.05	(18.80 ±0.38) 740 ±0.05	(8.50 ±0.38) 335 ±0.05
DIMN. "C"	(14.22) / .560	(20.32) / .800	(14.22) / .560	(14.98) / .590	(25.40) / 1.000	(23.80) / .937
DIMN. "F"	(3.56) / .140 REF	(10.00) / .394 REF	(2.99) / .118 REF	(4.32) / .170 REF	(3.43) / .135 REF	(12.13) / .477 REF
PLATING	102	102	102	102	102	102
NO. OF CIRCUITS	2 AE-6410-2A(102) 22-27-2021	AE-6410-2C(102) 38-00-6292	AE-6410-2D(102) 38-00-5882	AE-6410-2H(102) 38-00-6754	AE-6410-2J(102) NOT TOOLED	AE-6410-2L(102) NOT TOOLED
	3 A(102) 2031	3 C(102) 6293	3 D(102) 5883	3 H(102) NOT TOOLED	3 J(102) NOT TOOLED	L(102) ↑
	4 A(102) 2041	4 C(102) 6294	4 D(102) 5884	4 H(102) NOT TOOLED	4 J(102) NOT TOOLED	L(102) ↑
	5 A(102) 2051	5 C(102) 6295	5 D(102) 5885	5 H(102) NOT TOOLED	5 J(102) 22-27-2057	L(102) ↑
	6 A(102) 2061	6 C(102) 6296	6 D(102) 5886	6 H(102) ↑	6 J(102) NOT TOOLED	L(102) ↑
	7 A(102) 2071	7 C(102) 6297	7 D(102) 5887	7 H(102) ↑	7 J(102) NOT TOOLED	L(102) ↑
	8 A(102) 2081	8 C(102) 6298	8 D(102) 5888	8 H(102) ↑	8 J(102) 22-27-2087	L(102) ↑
	9 A(102) 2091	9 C(102) 6299	9 D(102) 5889	9 H(102) ↑	9 J(102) NOT TOOLED	L(102) ↑
	10 A(102) 2101	10 C(102) 6300	10 D(102) 5890	10 H(102) ↓	10 J(102) ↑	L(102) ↑
	11 A(102) 2111	11 C(102) 6301	11 D(102) 5891	11 H(102) NOT TOOLED	11 J(102) ↑	L(102) ↑
	12 A(102) 2121	12 C(102) 6302	12 D(102) 5892	12 H(102) 22-27-2126	12 J(102) ↑	L(102) ↑
	13 A(102) 2131	13 C(102) 6303	13 D(102) 5893	13 H(102) NOT TOOLED	13 J(102) ↑	L(102) ↓
	14 A(102) 2141	14 C(102) 6304	14 D(102) 5894	14 H(102) ↑	14 J(102) ↑	L(102) NOT TOOLED
	15 A(102) 2151	15 C(102) 6305	15 D(102) 5895	15 H(102) ↑	15 J(102) ↑	L(102) 38-00-1736
	16 A(102) 2161	16 C(102) 6306	16 D(102) 5896	16 H(102) ↑	16 J(102) ↑	L(102) NOT TOOLED
	17 A(102) 2171	17 C(102) 6307	17 D(102) 5897	17 H(102) ↑	17 J(102) ↑	L(102) ↑
	18 A(102) 2181	18 C(102) 6308	18 D(102) 5898	18 H(102) ↑	18 J(102) ↑	L(102) ↑
	19 A(102) 2191	19 C(102) 6309	19 D(102) 5899	19 H(102) ↑	19 J(102) ↑	L(102) ↑
	20 A(102) 2201	20 C(102) 38-00-6310	20 D(102) 5900	20 H(102) ↑	20 J(102) ↑	L(102) ↑
	21 A(102) 2211	21 C(102) NOT TOOLED	21 D(102) 5901	21 H(102) ↑	21 J(102) ↑	L(102) ↑
	22 A(102) 2221	22 C(102) ↑	22 D(102) 5902	22 H(102) ↑	22 J(102) ↑	L(102) ↑
	23 A(102) 2231	23 C(102) ↑	23 D(102) 5903	23 H(102) ↑	23 J(102) ↑	L(102) ↑
	24 A(102) 2241	24 C(102) ↑	24 D(102) 5904	24 H(102) ↑	24 J(102) ↑	L(102) ↑
	25 A(102) 2251	25 C(102) ↑	25 D(102) 5905	25 H(102) ↑	25 J(102) ↑	L(102) ↑
	26 A(102) 2261	26 C(102) ↑	26 D(102) 5906	26 H(102) ↑	26 J(102) ↑	L(102) ↑
	27 A(102) 2271	27 C(102) ↓	27 D(102) 5907	27 H(102) ↓	27 J(102) ↓	L(102) ↓
	28 AE-6410-28A(102) 22-27-2281	AE-6410-28C(102) NOT TOOLED	AE-6410-28D(102) 38-00-5908	AE-6410-28H(102) NOT TOOLED	AE-6410-28J(102) NOT TOOLED	AE-6410-28L(102) NOT TOOLED

REMOVE PLATING DIM DEC. NO. UCP2010-2318 DRAWN: KIPPER 2010/07/06 CHKD: SMOUSEK 2010/07/07 APPR: F. SMITH 2010/07/07 DESCRIPTION REV	QUALITY SYMBOLS ▽=0 ▽=0	GENERAL TOLERANCES (UNLESS SPECIFIED) <table border="1"> <tr> <th></th> <th>mm</th> <th>INCH</th> </tr> <tr> <td>4 PLACES ±</td> <td>---</td> <td>---</td> </tr> <tr> <td>3 PLACES ±</td> <td>---</td> <td>±.010</td> </tr> <tr> <td>2 PLACES ±</td> <td>0.25</td> <td>±.014</td> </tr> <tr> <td>1 PLACE ±</td> <td>0.35</td> <td>---</td> </tr> <tr> <td colspan="3">ANGULAR ± 5 °</td> </tr> </table>		mm	INCH	4 PLACES ±	---	---	3 PLACES ±	---	±.010	2 PLACES ±	0.25	±.014	1 PLACE ±	0.35	---	ANGULAR ± 5 °			DIMENSION STYLE MM/IN DRAWN BY T. MAHON DATE 28/01/03 CHECKED BY BMAGUIRE DATE 28/01/03 APPROVED BY JDENNEHY DATE 2005/03/11	SCALE 4:1 DESIGN UNITS METRIC THIRD ANGLE PROJECTION	TITLE WAFER, FRICTION LOCK KK (2.54)/.100 FOR (0.64)/.025 SQ. PINS MOLEX INCORPORATED DOCUMENT NO. SDAE-6410-N SHEET NO. 2 OF 4
		mm	INCH																				
	4 PLACES ±	---	---																				
	3 PLACES ±	---	±.010																				
2 PLACES ±	0.25	±.014																					
1 PLACE ±	0.35	---																					
ANGULAR ± 5 °																							
DRAFT WHERE APPLICABLE MUST REMAIN WITHIN DIMENSIONS		SEE CHART	THIS DRAWING CONTAINS INFORMATION THAT IS PROPRIETARY TO MOLEX INCORPORATED AND SHOULD NOT BE USED WITHOUT WRITTEN PERMISSION																				

ENG. NO.	AE-6410-NA (501)	AE-6410-NA (516)	AE-6410-NK (516)	AE-6410-NC (501)	AE-6410-NA (509)	AE-6410-NS (501)	AE-6410-NA (503)							
DIMN. "D"	(7.50 ±0.25) 295 ±0.00	(7.50 ±0.25) 295 ±0.00	(9.22) .363 REF	(7.14 ±0.25) .281 ±0.00	(7.50 ±0.25) 295 ±0.00	(7.50 ±0.25) 295 ±0.00	(7.50 ±0.25) 295 ±0.00							
DIMN. "C"	(14.22) / .560	(14.22) / .560	(15.88) / .625	(20.32) / .800	(14.22) / .560	(16.51) / .649	(14.22) / .560							
DIMN. "F"	(3.56) / .140 REF	(3.56) / .140 REF	(3.48 ±0.25) .137 ±0.00	(10.00) / .394 REF	(3.56) / .140 REF	(5.84) / .230 REF	(3.56) / .140 REF							
PLATING	501	516	516	501	509	501	503							
2	AE-6410-24A509	22-29-2021	AE-6410-24A516	22-29-2022	AE-6410-24A509	38-00-0932	AE-6410-24A509	NOT TOOLED	AE-6410-24A509	38-00-7250	NOT TOOLED	AE-6410-24A503	38-00-7062	
3	3 A(501)	2031	3 A(516)	2032	3 K(516)	0933	3 C(501)	38-00-5909	3 A(509)	NOT TOOLED	3 A(503)	7063		
4	4 A(501)	2041	4 A(516)	2042	4 K(516)	0934	4 C(501)	NOT TOOLED	4 A(509)	38-00-7251	AE-6410-24A509	38-00-7666	4 A	7064
5	5 A(501)	2051	5 A(516)	2052	5 K(516)	0935	5 C(501)	↑	5 A(509)	NOT TOOLED	↑	38-00-7666	5 A	7065
6	6 A(501)	2061	6 A(516)	2062	6 K(516)	0936	6 C(501)	↑	6 A(509)	↑	6 S(501)	38-00-7667	6 A	7066
7	7 A(501)	2071	7 A(516)	2072	7 K(516)	0937	7 C(501)	↑	7 A(509)	↑	↑	NOT TOOLED	7 A	7067
8	8 A(501)	2081	8 A(516)	2082	8 K(516)	0938	8 C(501)	↑	8 A(509)	↑	↑	↑	8 A	38-00-7068
9	9 A(501)	2091	9 A(516)	2092	9 K(516)	0939	9 C(501)	↑	9 A(509)	↑	↑	↑	9 A	NOT TOOLED
10	10 A(501)	2101	10 A(516)	2102	10 K(516)	0940	10 C(501)	↑	10 A(509)	↑	↑	↑	10 A	NOT TOOLED
11	11 A(501)	2111	11 A(516)	2112	11 K(516)	0941	11 C(501)	↑	11 A(509)	↑	↑	↑	11 A	NOT TOOLED
12	12 A(501)	2121	12 A(516)	2122	12 K(516)	0942	12 C(501)	↑	12 A(509)	↑	↑	↑	12 A	38-00-7072
13	13 A(501)	2131	13 A(516)	2132	13 K(516)	0943	13 C(501)	↑	13 A(509)	↑	↑	↑	13 A	NOT TOOLED
14	14 A(501)	2141	14 A(516)	2142	14 K(516)	0944	14 C(501)	↑	14 A(509)	↑	↑	↑	14 A	38-00-7074
15	15 A(501)	2151	15 A(516)	2152	15 K(516)	0945	15 C(501)	↑	15 A(509)	↑	↑	↑	15 A	NOT TOOLED
16	16 A(501)	2161	16 A(516)	2162	16 K(516)	0946	16 C(501)	↑	16 A(509)	↑	↑	↑	16 A	↑
17	17 A(501)	2171	17 A(516)	2172	17 K(516)	0947	17 C(501)	↑	17 A(509)	↑	↑	↑	17 A	↑
18	18 A(501)	2181	18 A(516)	2182	18 K(516)	0948	18 C(501)	↑	18 A(509)	↑	↑	↑	18 A	↑
19	19 A(501)	2191	19 A(516)	2192	19 K(516)	0949	19 C(501)	↑	19 A(509)	↑	↑	↑	19 A	NOT TOOLED
20	20 A(501)	2201	20 A(516)	2202	20 K(516)	0950	20 C(501)	↑	20 A(509)	↑	↑	↑	20 A	38-00-7080
21	21 A(501)	2211	21 A(516)	2212	21 K(516)	0951	21 C(501)	↑	21 A(509)	↑	↑	↑	21 A	NOT TOOLED
22	22 A(501)	2221	22 A(516)	2222	22 K(516)	0952	22 C(501)	↑	22 A(509)	↑	↑	↑	22 A	NOT TOOLED
23	23 A(501)	2231	23 A(516)	2232	23 K(516)	0953	23 C(501)	↑	23 A(509)	↑	↑	↑	23 A	NOT TOOLED
24	24 A(501)	2241	24 A(516)	2242	24 K(516)	0954	24 C(501)	↑	24 A(509)	↑	↑	↑	24 A	38-00-0441
25	25 A(501)	2251	25 A(516)	2252	25 K(516)	0955	25 C(501)	↑	25 A(509)	↑	↑	↑	25 A	NOT TOOLED
26	26 A(501)	2261	26 A(516)	2262	26 K(516)	0956	26 C(501)	↑	26 A(509)	↑	↑	↑	26 A	↑
27	27 A(501)	2271	27 A(516)	2272	27 K(516)	0957	27 C(501)	↑	27 A(509)	↑	↑	↑	27 A(503)	↑
28	AE-6410-24A509	22-29-2281	AE-6410-24A516	22-29-2282	AE-6410-24A516	38-00-0958	AE-6410-24A509	NOT TOOLED	AE-6410-24A509	NOT TOOLED	↑	NOT TOOLED	AE-6410-24A503	NOT TOOLED

REMOVE PLATING DIM LEC NO: UCP 2010-2318 2010/07/06 DRAWN BY: PIPPER 2010/07/07 CHKD: SMOUSEK 2010/07/07 APPR: SMITH 2010/07/07	QUALITY SYMBOLS	GENERAL TOLERANCES (UNLESS SPECIFIED)	DIMENSION STYLE	SCALE	DESIGN UNITS	THIRD ANGLE PROJECTION
	▽=0	4 PLACES ± --- ± ---	MM/IN	4:1	METRIC	☉
	▽=0	3 PLACES ± --- ± .010				
		2 PLACES ± 0.25 ± .014				
	1 PLACE ± 0.35 ± ---					
	ANGULAR ± .5 °					
	DRAFT WHERE APPLICABLE MUST REMAIN WITHIN DIMENSIONS					
	SEE CHART					
	THIS DRAWING CONTAINS INFORMATION THAT IS PROPRIETARY TO MOLEX INCORPORATED AND SHOULD NOT BE USED WITHOUT WRITTEN PERMISSION					

WAFFER, FRICTION LOCK
KK (2.54)/.100 FOR
(0.64)/.025 SQ. PINS

MOLEX INCORPORATED

SDAE-6410-N

SHEET NO.
3 OF 4

10 9 8 7 6 5 4 3 2 1

VOIDED CIRCUIT OPTION

PART No.	ENG No.	CKT SIZE	VOID LOCATION	DIM D	DIM F (REF)	PLATING
38-00-7222	AE-6410-3A(102)-2	3	2	(7.50)/.295	(3.56)/.140	102
38-00-4749	-4A(102)-3	4	3	(7.50)/.295	(3.56)/.140	102
38-00-0611	-5A(102)-3	5	3	(7.50)/.295	(3.56)/.140	102
38-00-0089	-6A(102)-3	6	3	(7.50)/.295	(3.56)/.140	102
38-00-0090	-6A(102)-51	6	3,4,5	(7.50)/.295	(3.56)/.140	102
38-00-5370	-15A(102)-02	15	2	(7.50)/.295	(3.56)/.140	102
38-00-5371	-19A(102)-12	19	12	(7.50)/.295	(3.56)/.140	102
38-00-7688	-12A(102)-09	12	9	(7.50)/.295	(3.56)/.140	102

CORRECT ENG. NO. DEC NO: UCP2010-2318 DRW:MM/PPR 2010/07/06 CHK:SSOUSEK 2010/07/07 APPR:F.SMITH 2010/07/07 REV BB1	QUALITY SYMBOLS ▽=0 ▽=0	GENERAL TOLERANCES (UNLESS SPECIFIED) <table border="1" style="width: 100%; border-collapse: collapse;"> <tr> <th></th> <th>mm</th> <th>INCH</th> </tr> <tr> <td>4 PLACES</td> <td>± .005</td> <td>± .0004</td> </tr> <tr> <td>3 PLACES</td> <td>± .010</td> <td>± .0008</td> </tr> <tr> <td>2 PLACES</td> <td>± 0.25</td> <td>± .010</td> </tr> <tr> <td>1 PLACE</td> <td>± 0.35</td> <td>± .014</td> </tr> <tr> <td colspan="3" style="text-align: center;">ANGULAR ± .5 °</td> </tr> </table>		mm	INCH	4 PLACES	± .005	± .0004	3 PLACES	± .010	± .0008	2 PLACES	± 0.25	± .010	1 PLACE	± 0.35	± .014	ANGULAR ± .5 °			DIMENSION STYLE MM/IN	SCALE 4:1	DESIGN UNITS METRIC	THIRD ANGLE PROJECTION
		mm	INCH																					
	4 PLACES	± .005	± .0004																					
	3 PLACES	± .010	± .0008																					
2 PLACES	± 0.25	± .010																						
1 PLACE	± 0.35	± .014																						
ANGULAR ± .5 °																								
		DRAWN BY T. MAHON DATE 28/01/03 CHECKED BY BMAGUIRE DATE 28/01/03 APPROVED BY JDENNEHY DATE 2005/03/11		TITLE WAFER, FRICTION LOCK KK (2.54)/.100 FOR (0.64)/.025 SQ. PINS																				
		MATERIAL NO. SEE TABLE		MOLEX INCORPORATED SDAE-6410-N																				
		DRAFT WHERE APPLICABLE MUST REMAIN WITHIN DIMENSIONS		SHEET NO. 4 OF 4																				