



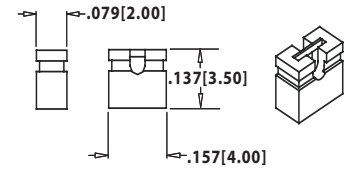
.079"[2mm] Contact Centers, Male Header
Dip Solder/Right Angle/SMT

SPECIFICATIONS

- 1 amp current rating per contact
- UL Flammability Rating: 94V-O
- Insulator: Black Thermoplastic Polyester/Nylon 6-T
- Contact Material: Brass

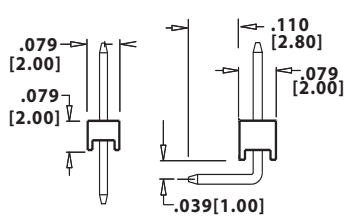


JUMPERS

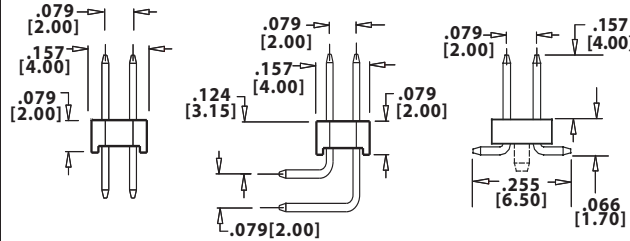


PART NUMBER:
SPN02SYBN-RC (GOLD FLASH)
STN02SYBN-RC (TIN PLATE)

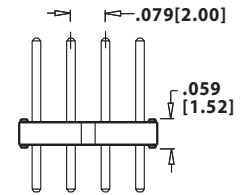
READOUT



SINGLE (1)

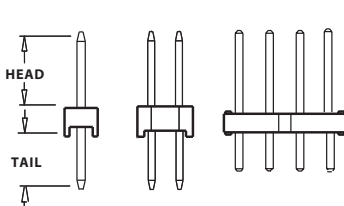


DUAL (2)

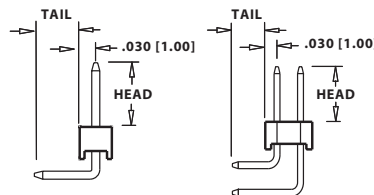


QUAD (4)

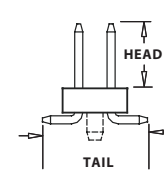
TERMINATION TYPE



STRAIGHT



RIGHT ANGLE



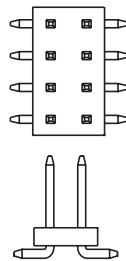
SMT

P/N CODE	ROWS	TERM	HEAD	TAIL	P/N CODE	ROWS	TERM	HEAD	TAIL	P/N CODE	ROWS	TERM	HEAD	TAIL
PAE	1	STRAIGHT	.157"[4.00]	.110"[2.80]	PAR	1	RIGHT ANGLE	.157"[4.00]	.110"[2.80]					
PAE	2	STRAIGHT	.157"[4.00]	.110"[2.80]	PAR	2	RIGHT ANGLE	.157"[4.00]	.110"[2.80]	MAM	2	SMT	.157"[4.00]	.255"[6.50]
RCC	4	STRAIGHT	.173"[4.40]	.094"[2.40]										

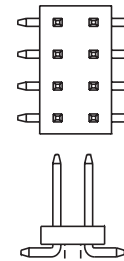
MOUNTING STYLE



No Mounting-
Default Standard (N)



Two Row SMT,
Without Guide Post (S)

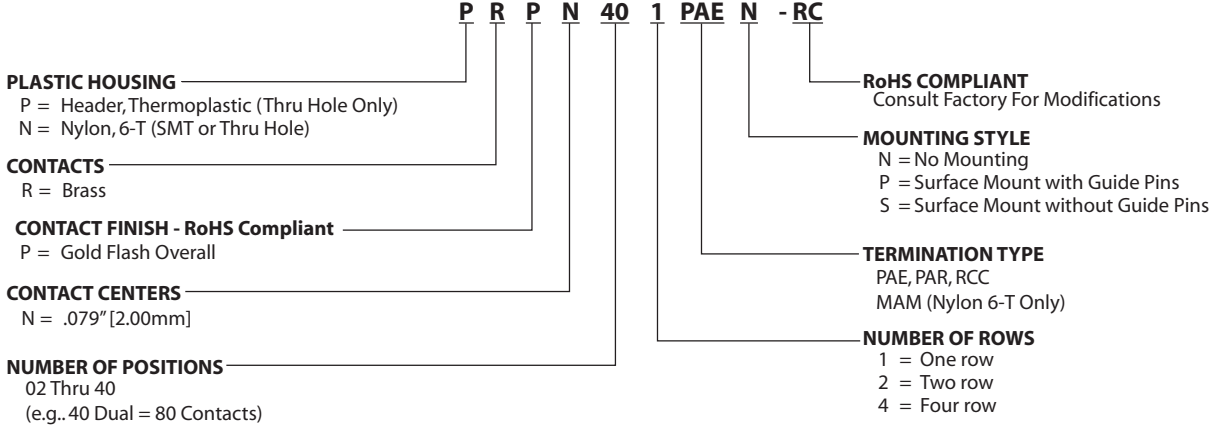


Two Row SMT,
With Guide Post (P)



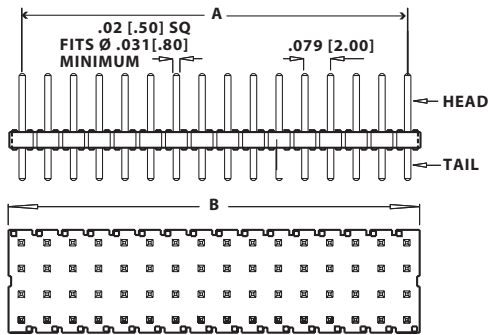
**.079" [2mm] Contact Centers, Male Header
Dip Solder/Right Angle/SMT**

PART NUMBER CODING

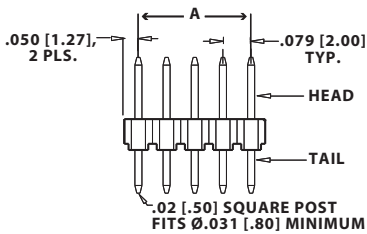


DIMENSIONS

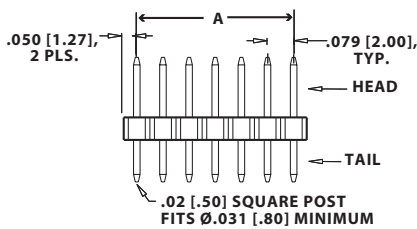
Dimensions in [] are in millimeters, all others are in inches.



QUAD READOUT, STRAIGHT TAIL SHOWN



DUAL READOUT, STRAIGHT TAIL SHOWN



SINGLE READOUT, STRAIGHT TAIL SHOWN

PART NUMBER	NUMBER OF CONTACTS SINGLE/DUAL/QUAD	DIMENSION A		DIMENSION B	
		INCHES	[MM]	INCHES	[MM]
_ RPN02 ___ N-RC	02/04	0.079	2.00	0.157	4.00
_ RPN03 ___ N-RC	03/06	0.157	4.00	0.236	6.00
_ RPN04 ___ N-RC	04/08	0.236	6.00	0.315	8.00
_ RPN05 ___ N-RC	05/10	0.315	8.00	0.394	10.00
_ RPN06 ___ N-RC	06/12/24	0.394	10.00	0.472	12.00
_ RPN07 ___ N-RC	07/14	0.472	12.00	0.551	14.00
_ RPN08 ___ N-RC	08/16	0.551	14.00	0.630	16.00
_ RPN09 ___ N-RC	09/18	0.630	16.00	0.709	18.00
_ RPN10 ___ N-RC	10/20/40	0.709	18.00	0.787	20.00
_ RPN11 ___ N-RC	11/22	0.787	20.00	0.866	22.00
_ RPN12 ___ N-RC	12/24/44	0.866	22.00	0.945	24.00
_ RPN13 ___ N-RC	13/26	0.945	24.00	1.024	26.00
_ RPN14 ___ N-RC	14/28	1.024	26.00	1.102	28.00
_ RPN15 ___ N-RC	15/30/60	1.102	28.00	1.181	30.00
_ RPN16 ___ N-RC	16/32	1.181	30.00	1.260	32.00
_ RPN17 ___ N-RC	17/34	1.260	32.00	1.339	34.00
_ RPN18 ___ N-RC	18/36/72	1.339	34.00	1.417	36.00
_ RPN19 ___ N-RC	19/38	1.417	36.00	1.496	38.00
_ RPN20 ___ N-RC	20/40	1.496	38.00	1.575	40.00
_ RPN21 ___ N-RC	21/42/84	1.575	40.00	1.654	42.00
_ RPN22 ___ N-RC	22/44	1.654	42.00	1.732	44.00
_ RPN23 ___ N-RC	23/46	1.732	44.00	1.811	46.00
_ RPN24 ___ N-RC	24/48/96	1.811	46.00	1.890	48.00
_ RPN25 ___ N-RC	25/50	1.890	48.00	1.969	50.00
_ RPN26 ___ N-RC	26/52	1.969	50.00	2.047	52.00
_ RPN27 ___ N-RC	27/54	2.047	52.00	2.126	54.00
_ RPN28 ___ N-RC	28/56	2.126	54.00	2.205	56.00
_ RPN29 ___ N-RC	29/58	2.205	56.00	2.283	58.00
_ RPN30 ___ N-RC	30/60/120	2.283	58.00	2.362	60.00
_ RPN31 ___ N-RC	31/62	2.362	60.00	2.441	62.00
_ RPN32 ___ N-RC	32/64	2.441	62.00	2.520	64.00
_ RPN33 ___ N-RC	33/66	2.520	64.00	2.598	66.00
_ RPN34 ___ N-RC	34/68	2.598	66.00	2.677	68.00
_ RPN35 ___ N-RC	35/70	2.677	68.00	2.756	70.00
_ RPN36 ___ N-RC	36/72	2.756	70.00	2.835	72.00
_ RPN37 ___ N-RC	37/74	2.835	72.00	2.913	74.00
_ RPN38 ___ N-RC	38/76	2.913	74.00	2.992	76.00
_ RPN39 ___ N-RC	39/78	2.992	76.00	3.071	78.00
_ RPN40 ___ N-RC	40/80	3.071	78.00	3.150	80.00

Sullins Headers