



**.050" [1.27mm] Contact Centers, Male Header, Dip Solder/Right Angle/SMT**

## SPECIFICATIONS

- Insulator Material: Nylon 9T
- Contact Material: Brass
- Plating: Overall Gold Flash
- 1 amp current rating per contact
- UL Flammability Rating: 94V-O

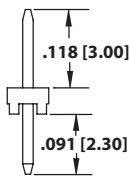


## TERMINATION TYPE

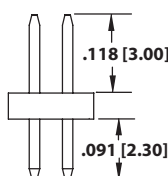
### SINGLE READOUT

### DUAL READOUT

#### STRAIGHT

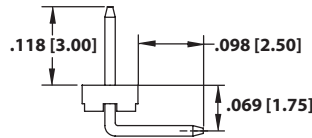


(VWVN)

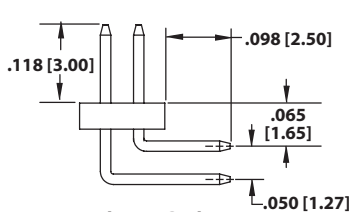


(VWVN)

#### RIGHT ANGLE

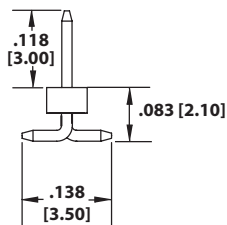


(VWCN)

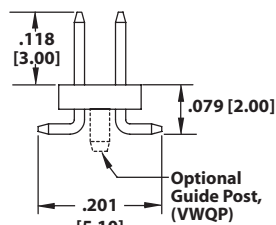


(MWCN)

#### SURFACE MOUNT (SMT)



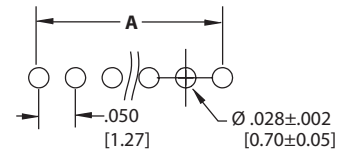
(VWTC)



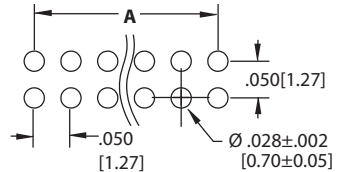
(VWQS), Without Guide Post  
(VWQP), With Guide Post

## PCB LAYOUT

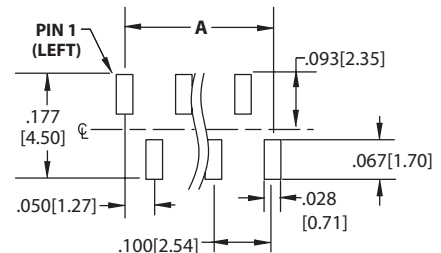
### STRAIGHT (VWV) RIGHT ANGLE (VVC)



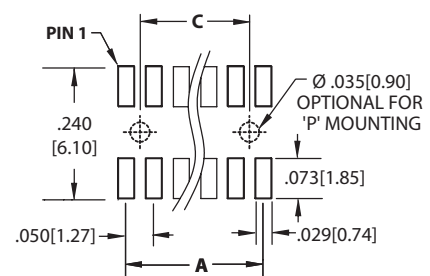
### STRAIGHT (VWV) RIGHT ANGLE (MVC)



### SURFACE MOUNT, PIN 1 LEFT (VWT)

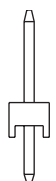


### SURFACE MOUNT (VWQ)

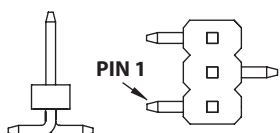


Sullins Headers

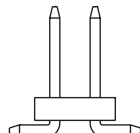
## MOUNTING STYLE



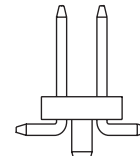
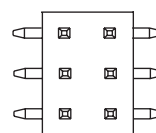
No Mounting,  
(N)



SMT, Pin 1 Left  
(C)



SMT, Without Guide Post  
(S)



SMT, With Guide Post  
(P)



**.050" [1.27mm] Contact Centers, Male Header, Dip Solder/Right Angle/SMT**

**PART NUMBER CODING**

**G R P B xx 1 VVW N - RC**

**PLASTIC HOUSING**  
G = Nylon, 9-T

**CONTACT MATERIAL**  
R = Brass

**CONTACT FINISH - RoHS Compliant**  
P = Gold Flash Overall

**CONTACT CENTERS**  
B = .050" [1.27mm]

**NUMBER OF POSITIONS**

**Positions Available Termination**

2 Thru 50 = VVW, VWC (1 Row)  
1 Thru 50 = VVW, MWC (2 Row)  
3 Thru 50 = VWT  
3 Thru 50 = VWQ

**RoHS COMPLIANT**  
Consult Factory For Modifications

**MOUNTING STYLE**  
N = No Mounting  
C = Surface Mount, Pin 1 Left (Single Row Only)  
S = Surface Mount without Guide Pins (Dual Row Only)  
P = Surface Mount with Guide Posts (Dual Row Only)

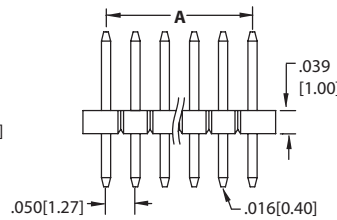
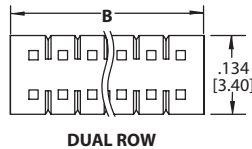
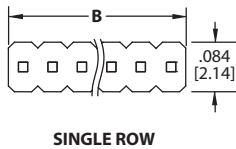
**TERMINATION TYPE (Opposite Page)**  
VVW, VWC, MWC, VWT, VWQ

**NUMBER OF ROWS**  
1 = Single Row  
2 = Dual Row

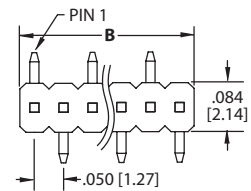
**DIMENSIONS**

Dimensions in [ ] are in millimeters, all others are in inches.

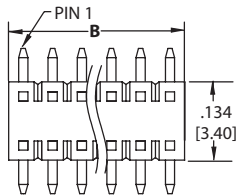
**STRAIGHT (SHOWN) & RIGHT ANGLE**



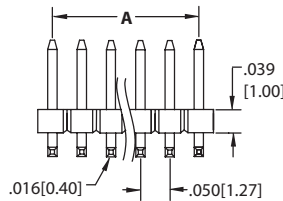
**SURFACE MOUNT, PIN 1 LEFT, SINGLE ROW**



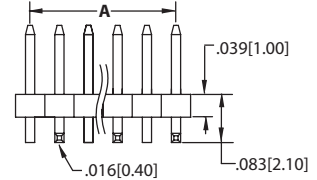
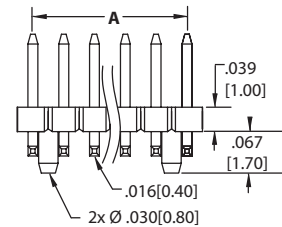
**SURFACE MOUNT, DUAL ROW**



**WITHOUT GUIDE POST, (VWQS)**



**WITH GUIDE POST, (VWQP)**



Positions	Number of Contacts Single/Dual	DIMENSION A		DIMENSION B		DIMENSION C	
		Inches	[mm]	Inches	[mm]	Inches	[mm]
01	01/02	.000	0.00	.050	1.27		
02	02/04	.050	1.27	.100	2.54		
03	03/06	.100	2.54	.150	3.81	.050	1.27
04	04/08	.150	3.81	.200	5.08	.100	2.54
05	05/10	.200	5.08	.250	6.35	.150	3.81
06	06/12	.250	6.35	.300	7.62	.200	5.08
07	07/14	.300	7.62	.350	8.89	.250	6.35
08	08/16	.350	8.89	.400	10.16	.300	7.62
09	09/18	.400	10.16	.450	11.43	.350	8.89
10	10/20	.450	11.43	.500	12.70	.400	10.16
11	11/22	.500	12.70	.550	13.97	.450	11.43
12	12/24	.550	13.97	.600	15.24	.500	12.70
13	13/26	.600	15.24	.650	16.51	.550	13.97
14	14/28	.650	16.51	.700	17.78	.600	15.24
15	15/30	.700	17.78	.750	19.05	.650	16.51
16	16/32	.750	19.05	.800	20.32	.700	17.78
17	17/34	.800	20.32	.850	21.59	.750	19.05
18	18/36	.850	21.59	.900	22.86	.800	20.32
19	19/38	.900	22.86	.950	24.13	.850	21.59
20	20/40	.950	24.13	1.000	25.40	.900	22.86
21	21/42	1.000	25.40	1.050	26.67	.950	24.13
22	22/44	1.050	26.67	1.100	27.94	1.000	25.40
23	23/46	1.100	27.94	1.150	29.21	1.050	26.67
24	24/48	1.150	29.21	1.200	30.48	1.100	27.94
25	25/50	1.200	30.48	1.250	31.75	1.150	29.21

Positions	Number of Contacts Single/Dual	DIMENSION A		DIMENSION B		DIMENSION C	
		Inches	[mm]	Inches	[mm]	Inches	[mm]
26	26/52	1.250	31.75	1.300	33.02	1.200	30.48
27	27/54	1.300	33.02	1.350	34.29	1.250	31.75
28	28/56	1.350	34.29	1.400	35.56	1.300	33.02
29	29/58	1.400	35.56	1.450	36.83	1.350	34.29
30	30/60	1.450	36.83	1.500	38.10	1.400	35.56
31	31/62	1.500	38.10	1.550	39.37	1.450	36.83
32	32/64	1.550	39.37	1.600	40.64	1.500	38.10
33	33/66	1.600	40.64	1.650	41.91	1.550	39.37
34	34/68	1.650	41.91	1.700	43.18	1.600	40.64
35	35/70	1.700	43.18	1.750	44.45	1.650	41.91
36	36/72	1.750	44.45	1.800	45.72	1.700	43.18
37	37/74	1.800	45.72	1.850	46.99	1.750	44.45
38	38/76	1.850	46.99	1.900	48.26	1.800	45.72
39	39/78	1.900	48.26	1.950	49.53	1.850	46.99
40	40/80	1.950	49.53	2.000	50.80	1.900	48.26
41	41/82	2.000	50.80	2.050	52.07	1.950	49.53
42	42/84	2.050	52.07	2.100	53.34	2.000	50.80
43	43/86	2.100	53.34	2.150	54.61	2.050	52.07
44	44/88	2.150	54.61	2.200	55.88	2.100	53.34
45	45/90	2.200	55.88	2.250	57.15	2.150	54.61
46	46/92	2.250	57.15	2.300	58.42	2.200	55.88
47	47/94	2.300	58.42	2.350	59.69	2.250	57.15
48	48/96	2.350	59.69	2.400	60.96	2.300	58.42
49	49/98	2.400	60.96	2.450	62.23	2.350	59.69
50	50/100	2.450	62.23	2.500	63.50	2.400	60.96