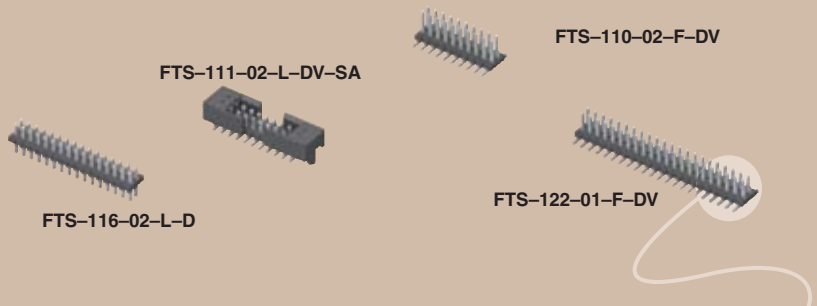


(1,27mm) .050"

FTS SERIES



# MICRO LOW PROFILE TERMINAL STRIPS

## SPECIFICATIONS

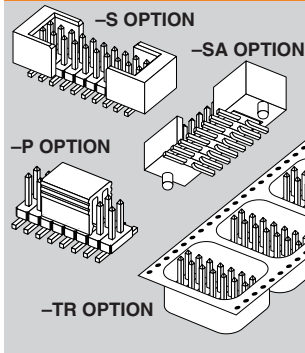
For complete specifications and recommended PCB layouts see [www.samtec.com?FTS](http://www.samtec.com?FTS)

### HI-TEMP

**Insulator Material:** Black Liquid Crystal Polymer  
**Terminal Material:** Phosphor Bronze  
**Current Rating:** 1.75A @ 80°C ambient  
**Operating Temp Range:** -55°C to +125°C  
**Plating:** Sn or Au over 50µ" (1,27µm) Ni  
**RoHS Compliant:** Yes  
**Lead-Free Solderable:** Wave, or reflow with Matte Sn plating  
**SMT Lead Coplanarity:** .004" (0,10mm) max

Mates with:  
 FFSD, CLP, FLE,  
 SFMC (LIF)

## OPTIONS



Mates with  
 socket strips  
 or IDC cable

Surface  
 mount  
 or through  
 hole

Micro pitch  
 .050" x .050"  
 (1,27mm x 1,27mm)

Impedance matched for  
 high speed applications

Low profile  
 (1,27mm) .050"

Shrouded and  
 alignment pin  
 options available

## ALSO AVAILABLE

Single row  
 (Mates to CLP Series).  
 Call Samtec.

## APPLICATION SPECIFIC OPTION

Alignment Pin.  
 Call Samtec.

FTS

1

NO. PINS  
 PER ROW

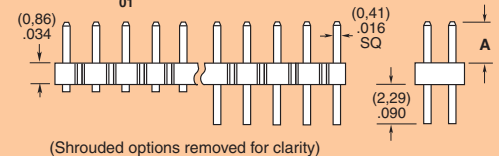
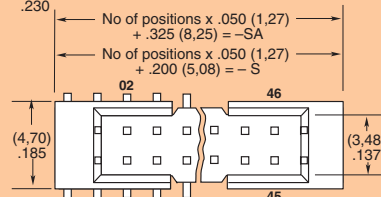
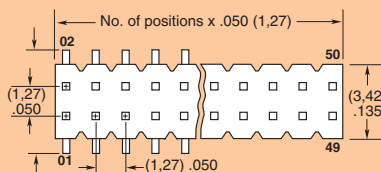
LEAD  
 STYLE

PLATING  
 OPTION

ROW  
 OPTION

OTHER  
 OPTION

02 thru 50  
 (except -S & -SA  
 option = 05 thru 46)



(Shrouded options removed for clarity)

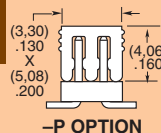
-01  
 = .120"  
 (3,05mm)  
 Post  
 (Mates with  
 FFSD)

-02  
 = .075"  
 (1,91mm)  
 Post  
 (Mates with  
 FLE)

-03  
 = .065"  
 (1,65mm)  
 Post  
 (Mates with  
 CLP)

-F  
 = Gold flash  
 on post,  
 Matte Tin  
 on tail

-L  
 = 10µ" (0,25µm)  
 Gold on post,  
 Matte Tin  
 on tail

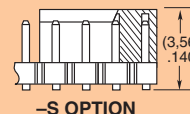


-P OPTION

-DV  
 = Double  
 Vertical SMT

-D  
 = Double  
 Row  
 Through-hole

LEAD STYLE	A
-01	(3,05) .120
-02	(1,91) .075
-03	(1,65) .065



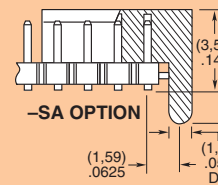
-S OPTION

-SA  
 = End Shroud with  
 Alignment Pin  
 (05 thru 46  
 positions. Style  
 -02 & -03 only)

-S  
 = End Shroud  
 (05 thru 46  
 positions. Style  
 -02 & -03 only)

-P  
 = Pick &  
 Place Pad  
 (05 positions  
 minimum)

-TR  
 = Tape & Reel  
 (-DV only)



-SA OPTION

**Note:** Some lengths, styles and options are non-standard, non-returnable.

Due to technical progress, all designs, specifications and components are subject to change without notice.

[WWW.SAMTEC.COM](http://WWW.SAMTEC.COM)