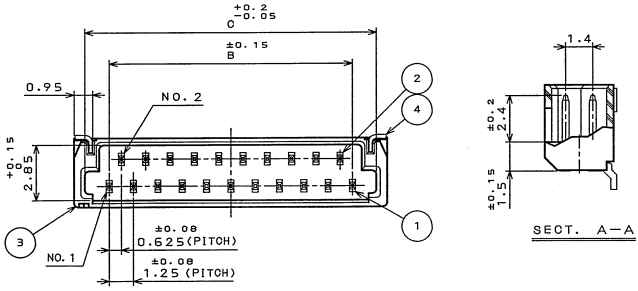
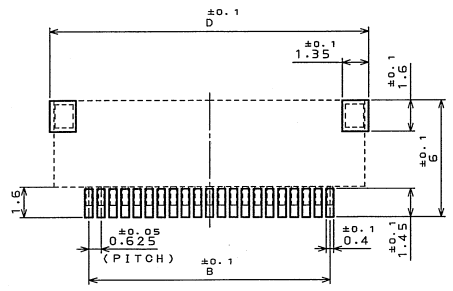


図面番号(DRAWING NO.) SJ100643

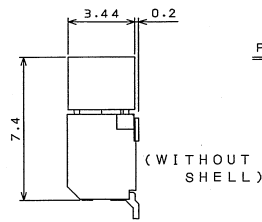
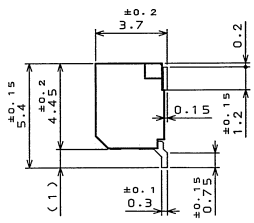
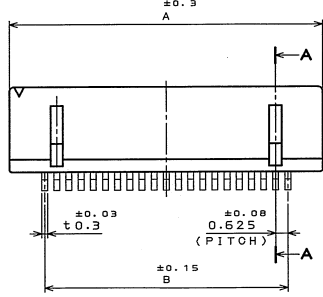
版数 REV.	年月日 DATE	図面番号 DRAWING NO.	変更内容 DESCRIPTION	製図 DR.	担当 CHK.	承認 APPD.	承認 APPD.



SECT. A-A



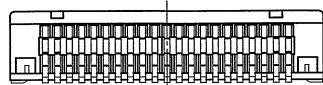
P. C. B. PATTERN DIMENSION(REF.)
基板パターン寸法(参考)



COUNTERPART CONNECTOR
相手側コネクタ

TABLE 1

ピッチ DIMENSION CONTACTS(N)	A	B	C	D
13	11.10	7.50	10.00	11.50
15	12.35	8.75	11.25	12.75
17	13.60	10.00	12.50	14.00
19	14.85	11.25	13.75	15.25
21	16.10	12.50	15.00	16.50
31	22.35	18.75	21.25	22.75
41	28.60	25.00	27.50	29.00

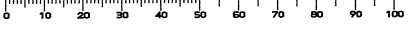


4	HOLD DOWN	2	COPPER ALLOY	TIN OVER NICKEL	
3	INSULATOR	1	GLASS FILLED PPS		UL94V-0 BLACK
2	CONTACT2	(N-1)/2	COPPER ALLOY	GOLD OVER NICKEL	TERMINAL AREA: TIN/TIN ALLOY OVER NICKEL
1	CONTACT1	(N-1)/2	COPPER ALLOY	GOLD OVER NICKEL	TERMINAL AREA: TIN/TIN ALLOY OVER NICKEL
符号 NO.	名称 DESCRIPTION	数量 QTY.	材料 MATERIAL	仕上 FINISH	備考 REMARKS
仕様書(SPECIFICATION)	原簿(ORIGINAL DATE) 28.Jan.2004	原簿(ORIGINAL DATE) 5:1	製図 D.R. H.SAKURADA	名称(TITLE) Reference	日本航空電子工業株式会社 JAE AVIATION ELECTRONICS INDUSTRY, LTD.
公差(GENERAL TOLERANCE)	製図 CHK. T.YAMAJI	承認 APPD. M. Suzuki	承認 APPD. Y. Ishiyama	重量(WEIGHT)	図面番号(DRAWING NO.) SJ100643
寸法(DIMENSION) 角度(ANGLES)					版数 (REV.) 1
. ±0.08	° ±				
.X ±0.4	° ±				
.XX ±0.1	° ±				
.XXX ±	° ±				

LEAD FREE この製品は鉛フリー品です

JAE CONNECTOR DIV. PROPRIETARY.
COPYRIGHT(C) 2004, JAPAN AVIATION ELECTRONICS INDUSTRY, LTD.

DOF-0-212E(03.08)



A3 S12U