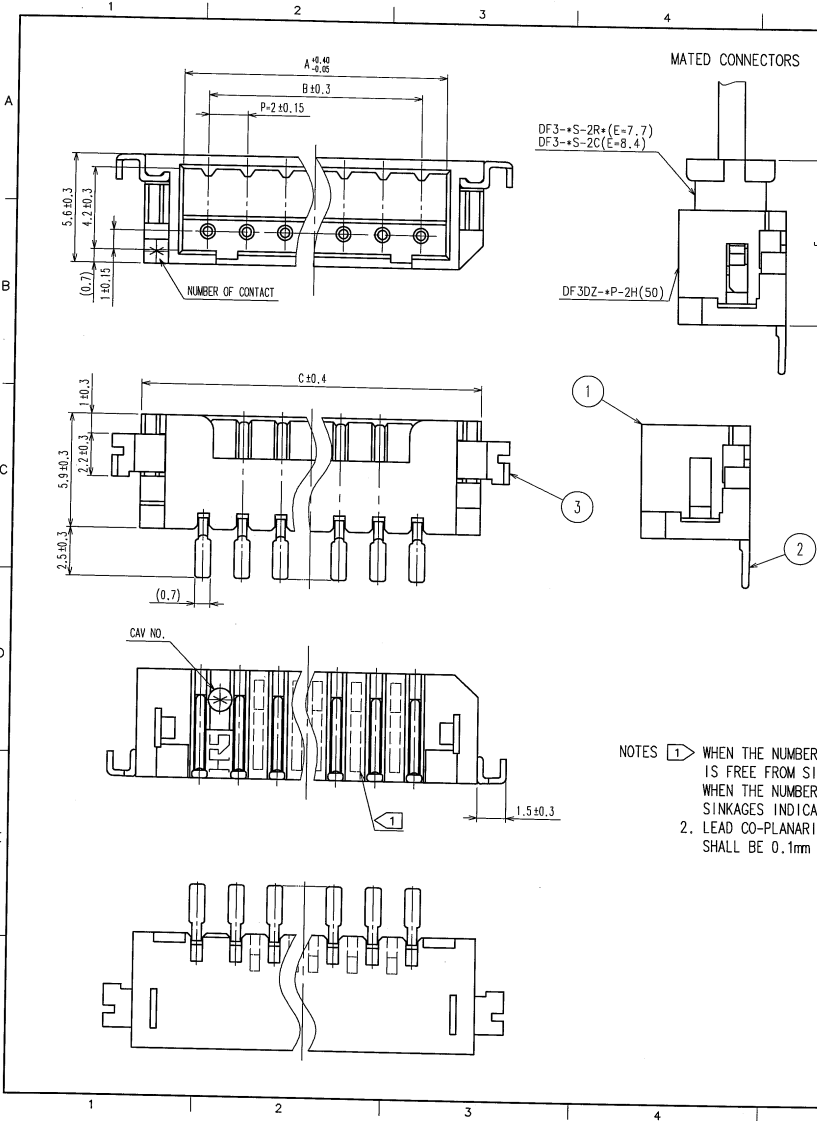


2009/08/08 01:38:56 CAROL TRIBBLE

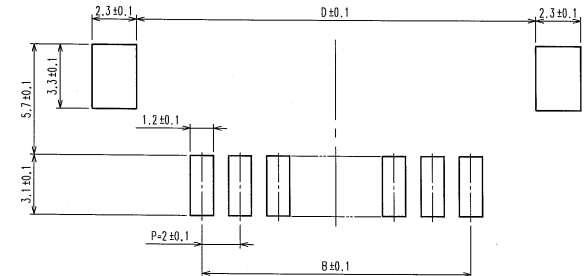
DRAWING FOR REFERENCE: This is subject to change without notice

TO



COUNT	DESCRIPTION OF REVISIONS	BY	CHKD	DATE	COUNT	DESCRIPTION OF REVISIONS	BY	CHKD	DATE
2	RE-H-06617	I.D	T.H	04.11.27					

RECOMMENDED PATTERN



PART NO.	CODE NO.	A	B	C	D
DF3DZ- 2P-2H(50)	CL543-1070-0-50	4.6	2.0	8.5	8.74
DF3DZ- 3P-2H(50)	CL543-1071-3-50	6.6	4.0	10.5	10.74
DF3DZ- 4P-2H(50)	CL543-1072-6-50	8.6	6.0	12.5	12.74
DF3DZ- 5P-2H(50)	CL543-1073-9-50	10.6	8.0	14.5	14.74
DF3DZ- 6P-2H(50)	CL543-1074-1-50	12.6	10.0	16.5	16.74
DF3DZ- 7P-2H(50)	CL543-1075-4-50	14.6	12.0	18.5	18.74
DF3DZ- 8P-2H(50)	CL543-1076-7-50	16.6	14.0	20.5	20.74
DF3DZ- 9P-2H(50)	CL543-1077-0-50	18.6	16.0	22.5	22.74
DF3DZ-10P-2H(50)	CL543-1078-2-50	20.6	18.0	24.5	24.74
DF3DZ-11P-2H(50)	CL543-1079-5-50	22.6	20.0	26.5	26.74
DF3DZ-12P-2H(50)	CL543-1080-4-50	24.6	22.0	28.5	28.74
DF3DZ-13P-2H(50)	CL543-1081-7-50	26.6	24.0	30.5	30.74
DF3DZ-14P-2H(50)	CL543-1082-0-50	28.6	26.0	32.5	32.74
DF3DZ-15P-2H(50)	CL543-1083-2-50	30.6	28.0	34.5	34.74

NOTES 1 WHEN THE NUMBER OF CONTACT IS 2 TO 10, THIS PART IS FREE FROM SINKAGE INDICATING DOTTED LINES. WHEN THE NUMBER OF CONTACT IS 11 TO 15, THERE ARE SINKAGES INDICATING DOTTED LINES.
 2. LEAD CO-PLANARITY INCLUDE REINFORCED METAL FITTINGS SHALL BE 0.1mm MAX.

2	BRASS	SURFACE: GOLD PLATED 0.2µm min UNDER PLATING: NICKEL PLATED 1µm min	5	S. PVC	STOPPER, GRAY
1	POLYAMIDE	BEIGE, UL94V-0	4	RIGID POLYVINYLCHLORIDE	ELECTROSTATIC PROTECTION, CLEAR
			3	BRASS	SURFACE: TIN PLATED 1µm min UNDER PLATING: NICKEL PLATED 1µm min

NO.	MATERIAL	FINISH, REMARKS	NO.	MATERIAL	FINISH, REMARKS		
CODE NO. (OLD)	CL		DRAWN	DESIGNED	CHECKED	APPROVED	RELEASED
			M. Nakamoto '04.03.30	H. Umehara '04.03.30	T. Miyazaki '04.03.30	T. Oma '04.03.31	

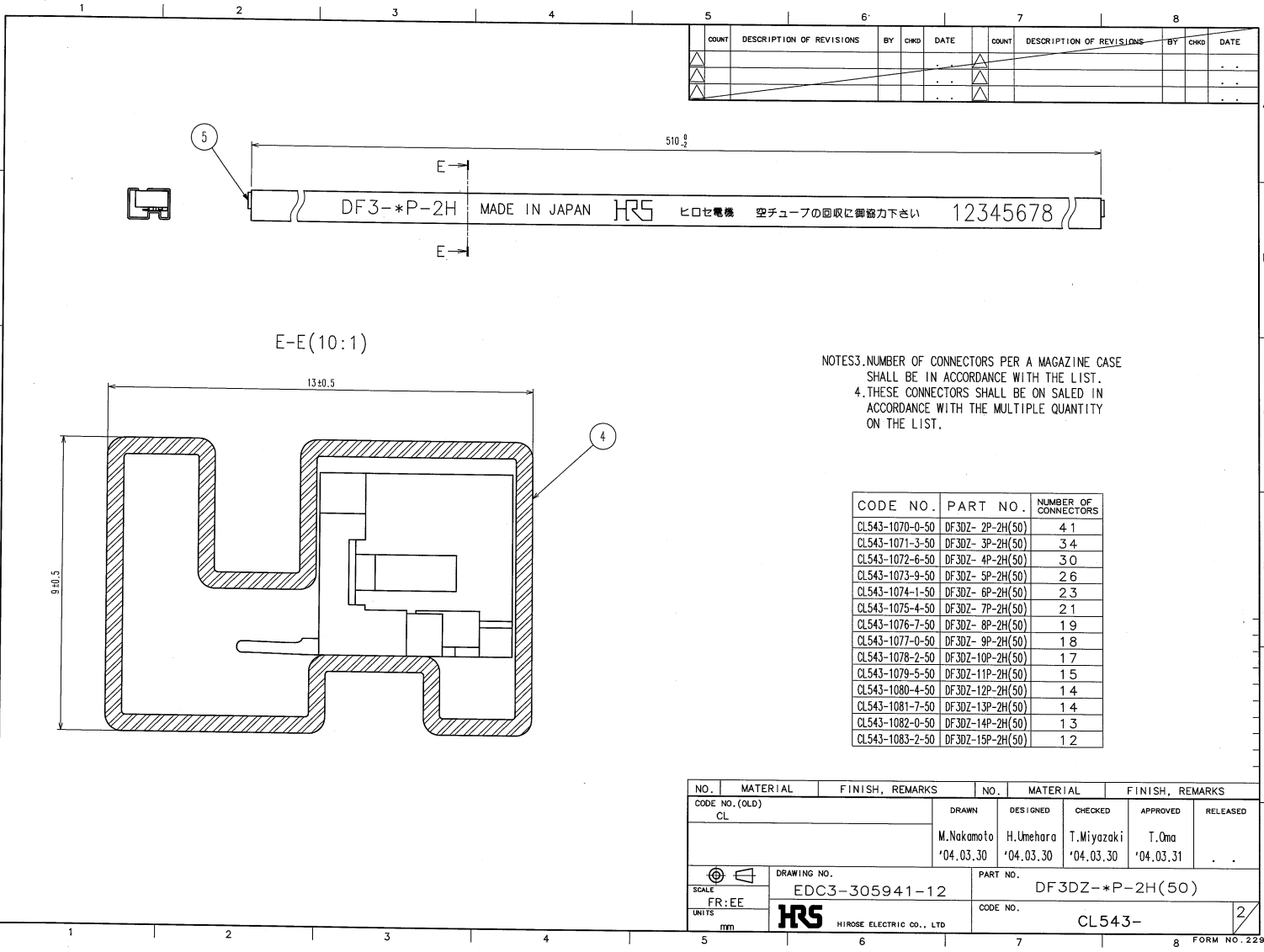
SCALE	DRAWING NO.	PART NO.
5 : 1	EDC3-305941-12	DF3DZ-*P-2H(50)
UNITS	HIRS HIROSE ELECTRIC CO., LTD	CODE NO.
mm		CL543-

FORM NO. 229

2009/08/08 01:38:57 CAROLL TRIBBLE

DRAWING FOR REFERENCE: This is subject to change without notice

TO
 []
 []
 []
 []
 F



NO.	DESCRIPTION OF REVISIONS	BY	CHKD	DATE	NO.	DESCRIPTION OF REVISIONS	BY	CHKD	DATE

DF3-*P-2H MADE IN JAPAN HRS ヒロセ電機 空チューブの回収に御協力下さい 12345678

E-E(10:1)

NOTES: 3. NUMBER OF CONNECTORS PER A MAGAZINE CASE SHALL BE IN ACCORDANCE WITH THE LIST.
 4. THESE CONNECTORS SHALL BE ON SALED IN ACCORDANCE WITH THE MULTIPLE QUANTITY ON THE LIST.

CODE NO.	PART NO.	NUMBER OF CONNECTORS
CL543-1070-0-50	DF3DZ- 2P-2H(50)	4 1
CL543-1071-3-50	DF3DZ- 3P-2H(50)	3 4
CL543-1072-6-50	DF3DZ- 4P-2H(50)	3 0
CL543-1073-9-50	DF3DZ- 5P-2H(50)	2 6
CL543-1074-1-50	DF3DZ- 6P-2H(50)	2 3
CL543-1075-4-50	DF3DZ- 7P-2H(50)	2 1
CL543-1076-7-50	DF3DZ- 8P-2H(50)	1 9
CL543-1077-0-50	DF3DZ- 9P-2H(50)	1 8
CL543-1078-2-50	DF3DZ-10P-2H(50)	1 7
CL543-1079-5-50	DF3DZ-11P-2H(50)	1 5
CL543-1080-4-50	DF3DZ-12P-2H(50)	1 4
CL543-1081-7-50	DF3DZ-13P-2H(50)	1 4
CL543-1082-0-50	DF3DZ-14P-2H(50)	1 3
CL543-1083-2-50	DF3DZ-15P-2H(50)	1 2

NO.	MATERIAL	FINISH, REMARKS	NO.	MATERIAL	FINISH, REMARKS
CODE NO. (OLD)	CL		DRAWN	DESIGNED	CHECKED
			M.Nakamoto	H.Umehara	T.Miyazaki
			'04.03.30	'04.03.30	'04.03.30
					APPROVED
					T.Oma
					'04.03.31
					RELEASED

SCALE	FR:EE	DRAWING NO.	EDC3-305941-12	PART NO.	DF3DZ-*P-2H(50)
UNITS	mm	HRS	HIROSE ELECTRIC CO., LTD	CODE NO.	CL543-
					2

FORM NO. 229