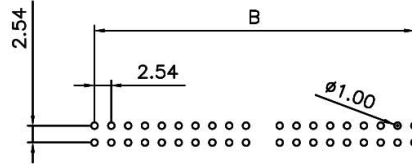
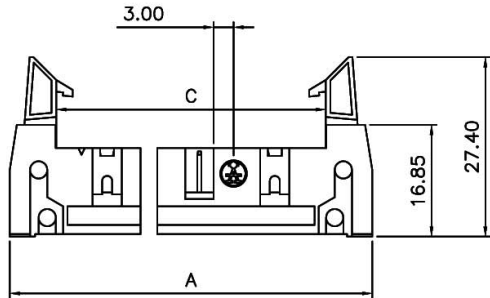


Current Rating: 3 Amps  
 Insulator Resistance: 5000 Megohms min  
 Dielectric Withstanding: AC 1000 V  
 Operating Temperature: -40° ~ +105° C  
 Contact Material: Copper Alloy  
 Insulator Material: Polyester, UL 94V-0  
 Standard: PBT  
 Underplate: Nickel  
 Contact Area: 1u"-30u" Selective Gold  
 Solder Tails Area: 100u" Tin/Lead (Brighten Tin) or  
 100u" Tin/Lead Free (Brighten Tin/Matte Tin)

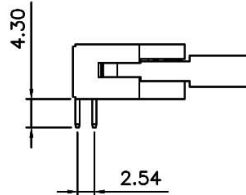
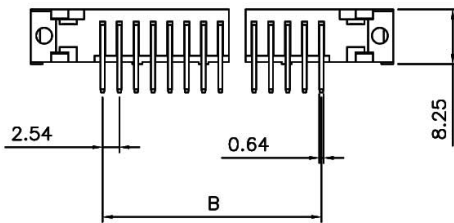


RECOMMENDED P.C.B LAYOUT  
 TOLERANCES: ±0.05mm

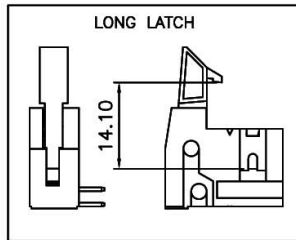
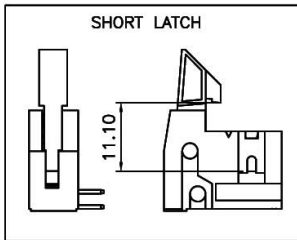
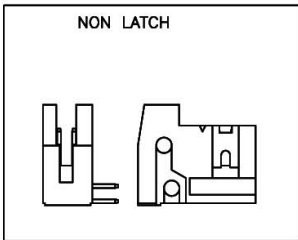
**AWHxA-02x2-T-R**

Latches  
 0 - without latches  
 2 - with short latches  
 3 - with long latches

No of Contacts:  
 10/14/16/20/26/34/40/50/60/64



10. LATCH OPTION:



POSITION	10	12	14	16	20	24	26
A	31.90	34.60	36.98	39.52	44.60	49.68	52.15
B	10.16	12.70	15.24	17.78	22.86	27.94	30.48
C	18.00	20.54	23.08	25.62	30.70	35.78	38.32
POSITION	30	34	40	50	60	64	
A	57.40	62.38	70.00	82.70	95.60	100.7	
B	35.56	40.64	48.26	60.96	73.66	78.74	
C	43.40	48.48	56.10	68.80	81.82	86.90	

UNLESS OTHERWISE SPECIFIED TOLERANCE  
**±0.2**

SCALE: AS SHOWN UNIT: mm

DRAWN: JOE 12/15/05  
 CHECKED: / /  
 APPROVED: / /

DRAWN NAME: DUAL ROW HEADER (Pitch:2.54mm) 1/2  
 PRODUCT NO. AWHxA-02x2-T-R  
 FILE NAME:

**ASSMANN**  
 Electronic Components

A ECN-0512096(Emily)

REV.	DESCRIPTION	DATE	SIZE	REV.	FILE NAME:
A	ECN-0512096(Emily)	12/14/05	A4	A	