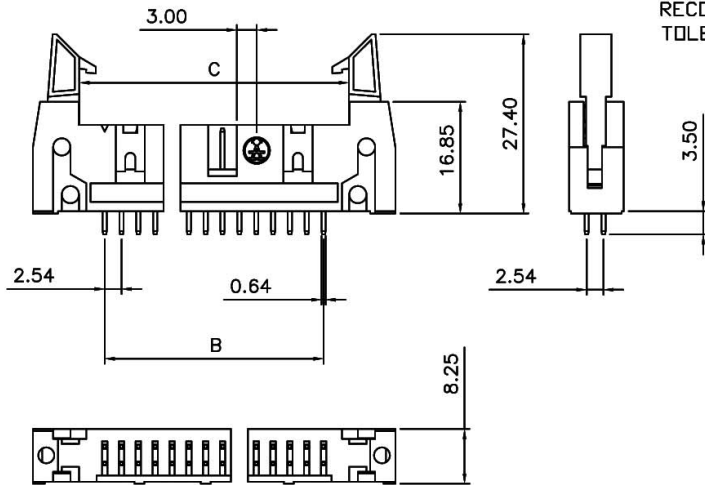


Current Rating: 3 Amps
 Insulator Resistance: 5000 Megohms min
 Dielectric Withstanding: AC 1000 V
 Operating Temperature: -40° ~ +105° C
 Contact Material: Copper Alloy
 Insulator Material: Polyester, UL 94V-0 Standard: PBT

Underplate: Nickel
 Contact Area: 1u"-30u" Selective Gold
 Solder Tails Area: 100u" Tin/Lead (Brighten Tin) or 100u" Tin/Lead Free (Brighten Tin/Matte Tin)

RECOMMENDED P.C.B LAYOUT
 TOLERANCES: ±0.05mm

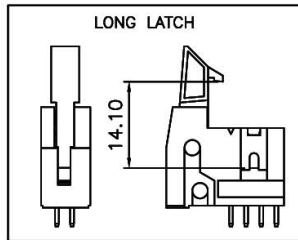
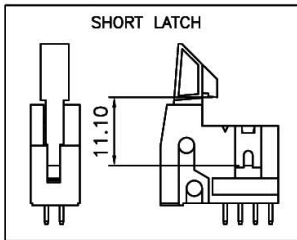
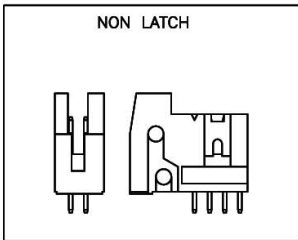


AWHxG-02x2-T-R

Latches
 0 - w/o latches
 2 - w/short latches
 3 - w/long latches

Number of Contacts
 10/14/16/20/26/34
 40/50/60/64

10. LATCH OPTION:



POSITION	10	12	14	16	20	24	26
A	31.90	34.60	36.98	39.52	44.60	49.68	52.15
B	10.16	12.70	15.24	17.78	22.86	27.94	30.48
C	18.00	20.54	23.08	25.62	30.70	35.78	38.32
POSITION	30	34	40	50	60	64	
A	57.40	62.38	70.00	82.70	95.60	100.7	
B	35.56	40.64	48.26	60.96	73.66	78.74	
C	43.40	48.48	56.10	68.80	81.82	86.90	

UNLESS OTHERWISE SPECIFIED TOLERANCE
±0.2

SCALE: AS SHOWN UNIT: mm

DRAWN: JOE 12/15/05
 CHECKED: / /
 APPROVED: / /

DRAWN NAME: DUAL ROW HEADER (Pitch:2.54mm) 1/2
 PRODUCT NO. AWHxG-02x2-T-R
 FILE NAME:

ASSMANN
 Electronic Components

A ECN-0512096(Emily)

REV.	DESCRIPTION	DATE	SIZE	REV.	FILE NAME:
A	ECN-0512096(Emily)	12/14/05	A4	A	