

PRODUCT NUMBER DESCRIPTION :
58102- X XX-XX - XX X XX

PLATING
S = 0.38µm GOLD ON CONTACT AREA
3.81µm TIN/LEAD ON TAIL
G = 0.76µm GOLD ON CONTACT AREA
3.81µm TIN/LEAD ON TAIL
F = 0.20µm GOLD ON CONTACT AREA
3.81µm TIN/LEAD ON TAIL

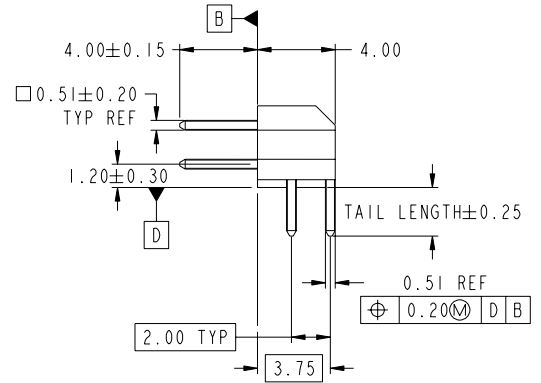
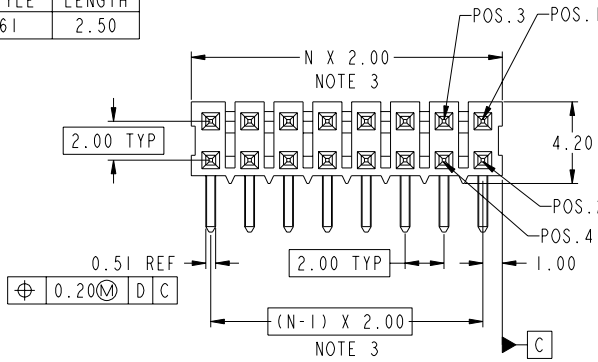
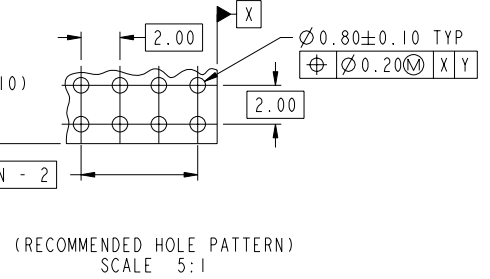
LF = ROHS COMPLIANT (SEE NOTE 10)
BLANK = CONTAINS LEAD

RETENTION
R: RETENTIVE LEG
NOTES 6,7

POLARIZATION
NOTE 7
PACKAGING: = POLY BAGS
(NOTE 5) U = TUBES

POSITIONS PER ROW = "N"
(02 TO 25)

PIN STYLE	TAIL LENGTH
61	2.50



CONFIDENTIAL

www.fciconnect.com			surface - /	tolerance std	projection	MM
			ISO 1302	ISO 406 ISO 1101	MM	
			TOLERANCES UNLESS OTHERWISE SPECIFIED			
Dr	T. BRUNGARD	1999-04-05	ANGULAR	0.X	±0.5	size A3
Eng	L. GREEN	1999-04-06	LINEAR	0.XX	±0.25	Scale 5:1
Chr	KH LEE	2009-11-20	0°	0.XXX	±0.15	ECN S10-0205
Appr	JOEY NG	2009-11-20	Product family		-	Spec ref -
FCI			TITLE		dwg no	Rev.
			2.00mm UNSHROUDED HEADER		58102	G
			RIGHT ANGLE THRU-HOLE		CUSTOMER	sheet 1 of 2
			catalog no			

rev	ecn no	dr	date
E	S05-0037	KBM	2005-02-08
F	S06-0236	KHL	2006-07-17
G	S10-0205	N.B.R	2009-11-20
-	-	-	-
C	V11757	DAI	2001-06-27
D	V05-0098	DAI	2005-02-01

REV E - 2006-03-28

PDM: Rev:G STATUS:Released Printed: Dec 21, 2010

NOTES:

- ① MATERIAL HOUSING: HIGH TEMP. THERMOPLASTIC
UL 94V-0, COLOR BLACK
- ② MATERIAL TERMINAL: COPPER ALLOY
- ③ TO DETERMINE DIMENSIONS:
N=NUMBER OF POSITIONS PER ROW
EX.: 10 POS., N x 2.00 = 20.00 TOTAL POSITIONS
- 4. 0.9kg MIN. PIN RETENTION IN EITHER DIRECTION.
- 5. PACKAGING:
(A) STANDARD PACKAGING: IN POLY BAGS.
(B) SPECIAL PACKAGING: IN TUBE.
FOR ALL SPECIAL PACKAGING, FCI MUST BE CONTACTED FOR AVAILABILITY IN SIZE REQUESTED.
- ⑥ RETENTION LEG:
2.3kg MAX INSERTION FORCE AND 1 kg MIN RETENTION FORCE PER RETENTIVE PIN USING 1.57 THICK CIRCUIT BOARD AND RECOMMENDED HOLE PATTERN. RETENTIVE LOCATION AT THE DISCRETION OF THE MANUFACTURER. RETENTION IS TWO PINS PER PART ADJACENT TO ONE ANOTHER.
- ⑦ FOR POLARIZATION, SPECIFY POSITION NUMBER, (i.e.: POS. 3 = 03) TO OMIT PIN. OMIT FROM PRODUCT NUMBER IF FEATURE IS NOT APPLICABLE.
- 8. THE HOUSING WILL WITHSTAND EXPOSURE TO 255°C PEAK TEMPERATURE FOR 10 SECONDS IN A CONVECTION, INFRA-RED OR VAPOR PHASE REFLOW OVEN.
- 9. THE HOUSING WILL WITHSTAND EXPOSURE TO 260°C PEAK TEMPERATURE FOR 10 SECONDS IN A WAVE SOLDER APPLICATION WITH A 1.57MM MINIMUM THICK CIRCUIT BOARD.
- ⑩ THIS PRODUCT MEETS EUROPEAN UNION DIRECTIVES AND OTHER COUNTRY REGULATIONS AS DESCRIBED IN GS-22-008.
- △ 11. A △ SYMBOL WILL BE NEXT TO ANY DIMENSION, VIEW OR NOTE WHICH HAS BEEN MODIFIED WITH THE CURRENT DRAWING REVISION.

CONFIDENTIAL

www.fciconnect.com			surface	-	tolerance std	ISO 1302	ISO 406	ISO 1101	projection	MM
			TOLERANCES UNLESS OTHERWISE SPECIFIED							
Dr	T. BRUNGARD	1999-04-05	ANGULAR	LINEAR	0.X	±0.5	size		A3	Scale
Eng	L. GREEN	1999-04-06			0.XX	±0.25			10:1	
Chr	KH LEE	2009-11-20	0°	±3°	0.XXX	±0.15	ECN		S10-0205	
Appr	JOEY NG	2009-11-20	Product family			-		Spec ref		-
			TITLE			2.00mm UNSHROUDED HEADER		dwg no		58102
						RIGHT ANGLE THRU-HOLE		Rev.		G
			catalog no			-		CUSTOMER		sheet 2 of 2

REV E - 2006-03-28