

4

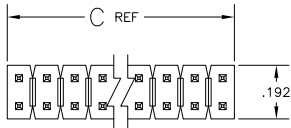
3

2

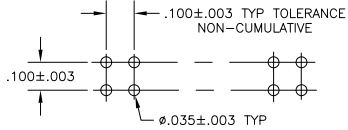
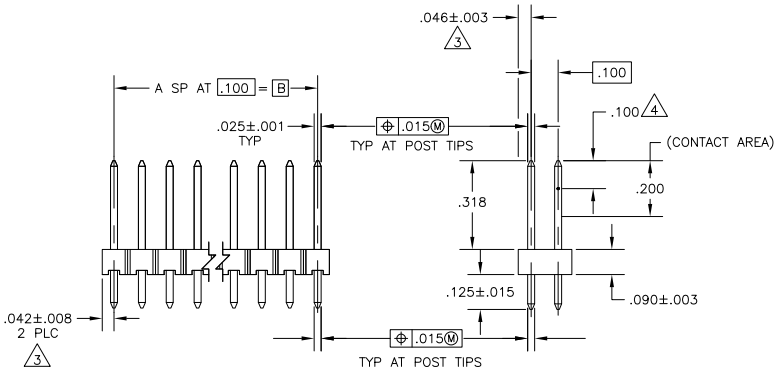
1

THIS DRAWING IS UNPUBLISHED. RELEASED FOR PUBLICATION. ALL RIGHTS RESERVED.

LOC	DIST	REVISIONS			
P	LTR	DESCRIPTION	DATE	BY	APPD
G2		REVISED PER ECO-11-004587	11MAR11	RK	HMR



- ASSEMBLY MAY BE BROKEN TO THE DESIRED NUMBER OF POSITIONS
  - TRUE POSITION TOLERANCE OF THE POST TIPS APPLIES WHEN THE HEADER IS HELD FLAT AGAINST THE PRINTED CIRCUIT BOARD
- 3 THE NOTED DIMENSIONS APPLY AT THE INTERSECTION OF THE POST AND HOUSING
  - 4 POINT OF MEASUREMENT FOR PLATING THICKNESS
  - 5 OBSOLETE PARTS: OBSOLETE CIS STREAMLINING PER D.RENAUD/D.SINISI



RECOMMENDED HOLE LAYOUT

	3.984	3.900	39	80	4-102977-0
	3.884	3.800	38	78	3-102977-9
	3.784	3.700	37	76	3-102977-8
OBSOLETE	3.684	3.600	36	74	3-102977-7
	3.584	3.500	35	72	3-102977-6
	3.484	3.400	34	70	3-102977-5
OBSOLETE	3.384	3.300	33	68	3-102977-4
	3.284	3.200	32	66	3-102977-3
	3.184	3.100	31	64	3-102977-2
	3.084	3.000	30	62	3-102977-1
OBSOLETE	2.984	2.900	29	60	3-102977-0
	2.884	2.800	28	58	2-102977-9
OBSOLETE	2.784	2.700	27	56	2-102977-8
	2.684	2.600	26	54	2-102977-7
	2.584	2.500	25	52	2-102977-6
	2.484	2.400	24	50	2-102977-5
OBSOLETE	2.384	2.300	23	48	2-102977-4
	2.284	2.200	22	46	2-102977-3
OBSOLETE	2.184	2.100	21	44	2-102977-2
	2.084	2.000	20	42	2-102977-1
OBSOLETE	1.984	1.900	19	40	2-102977-0
	1.884	1.800	18	38	1-102977-9
OBSOLETE	1.784	1.700	17	36	1-102977-8
	1.684	1.600	16	34	1-102977-7
OBSOLETE	1.584	1.500	15	32	1-102977-6
	1.484	1.400	14	30	1-102977-5
	1.384	1.300	13	28	1-102977-4
	1.284	1.200	12	26	1-102977-3
	1.184	1.100	11	24	1-102977-2
	1.084	1.000	10	22	1-102977-1
OBSOLETE	.984	.900	9	20	1-102977-0
	.884	.800	8	18	102977-9
	.784	.700	7	16	102977-8
	.684	.600	6	14	102977-7
	.584	.500	5	12	102977-6
	.484	.400	4	10	102977-5
	.384	.300	3	8	102977-4
	.284	.200	2	6	102977-3
	.184	.100	1	4	102977-2
	.084	—	—	2	102977-1
	C	B	A	NO OF POSN	PART NUMBER

THIS DRAWING IS A CONTROLLED DOCUMENT. DIM: H. MOLL 150C187. CHK: T. CLARK 200C187. APD: T. CLARK 200C187. NAME: T. CLARK. PRODUCT SPEC: —. APPLICATION SPEC: —. SIZE: A2. CASE CODE: 00779. DRAWING NO: 102977. RESTRICTED TO: —. WEIGHT: —. CUSTOMER DRAWING. SCALE: 4:1. SHEET: 1 of 1. REV: G2.

TE Connectivity  
 HEADER ASSY, MOD II, BREAKAWAY, DOUBLE ROW, .100X.100 CL, VERTICAL, WITH .025 SQ POSTS

102977

A