

4

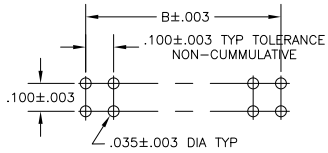
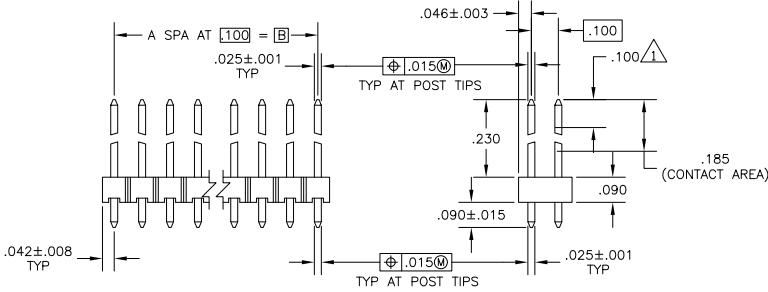
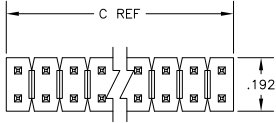
3

2

1

THIS DRAWING IS UNPUBLISHED. RELEASED FOR PUBLICATION. ALL RIGHTS RESERVED.

LOC	DIST	REVISIONS					
AD	00	P	LTR	DESCRIPTION	DATE	BY	APPD
		C2		REVISED PER ECO-11-004587	11MAR11	RK	HMR



RECOMMENDED HOLE LAYOUT

- 1 POINT OF MEASUREMENT FOR PLATING THICKNESS
- 2 ASSEMBLIES MAY BE BROKEN TO THE DESIRED NUMBER OF POSITIONS
- 3 TRUE POSITION TOLERANCE OF THE POST TIPS APPLIES WHEN THE HEADERS ARE HELD FLAT AGAINST THE PRINTED CIRCUIT BOARD
- 4 .000030 GOLD ON THE CONTACT AREA, .000100-.000200 MATTE TIN-LEAD ON THE SOLDER TAIL, ALL OVER .000050 NICKEL
- 5 OBSOLETE PARTS: OBSOLETE CIS STREAMLINING PER D.RENAUD/D.SINISI

	3.984	3.900	39	80	4	-103783-0
	3.884	3.800	38	78	3	-
	3.784	3.700	37	76	3	-
	3.684	3.600	36	74	3	-
	3.584	3.500	35	72	3	-
	3.484	3.400	34	70	3	-
	3.384	3.300	33	68	3	-
	3.284	3.200	32	66	3	-
	3.184	3.100	31	64	3	-
	3.084	3.000	30	62	3	-
	2.984	2.900	29	60	3	-
	2.884	2.800	28	58	2	-
	2.784	2.700	27	56	2	-
	2.684	2.600	26	54	2	-
	2.584	2.500	25	52	2	-
	2.484	2.400	24	50	2	-
	2.384	2.300	23	48	2	-
	2.284	2.200	22	46	2	-
	2.184	2.100	21	44	2	-
	2.084	2.000	20	42	2	-
	1.984	1.900	19	40	2	-
	1.884	1.800	18	38	1	-
	1.784	1.700	17	36	1	-
	1.684	1.600	16	34	1	-
	1.584	1.500	15	32	1	-
	1.484	1.400	14	30	1	-
	1.384	1.300	13	28	1	-
	1.284	1.200	12	26	1	-
	1.184	1.100	11	24	1	-
	1.084	1.000	10	22	1	-
	.984	.900	9	20	1	-
	.884	.800	8	18	-	-
	.784	.700	7	16	-	-
	.684	.600	6	14	-	-
	.584	.500	5	12	-	-
	.484	.400	4	10	-	-
	.384	.300	3	8	-	-
	.284	.200	2	6	-	-
	.184	.100	1	4	-	-
	.084	-	-	2	-	-
						103783-1

THIS DRAWING IS A CONTROLLED DOCUMENT. **TE** TE Connectivity

DATE: 7-25-05
 BY: L.D. RINGLEY
 CHK: R. ELICKER
 APPD: R. ELICKER
 PRODUCT SPEC: 7-25-05
 APPLICATION SPEC: A2
 WEIGHT: 00779
 FINISH: 103783
 MATERIAL: NICKEL/PALM
 RESISTANT THERMOPLASTIC
 COLOR: BLACK
 POSTS: BRASS

SIZE: 4.1
 SHEET: 1 of 1
 REV: G2