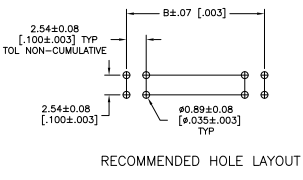
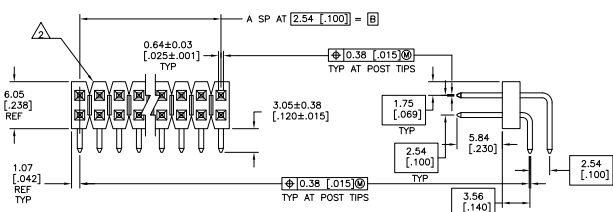
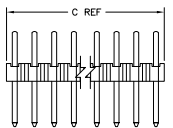


REV	DATE	DESCRIPTION	BY	CHK	APP
AD	00				
M2		REVISED PER EDD-11-004587			



RECOMMENDED HOLE LAYOUT

REMARKS	PLATING	C	B	A	NO OF POSN	PART NUMBER
OBSOLETE		101.19 [3.984]	99.06 [3.900]	39	80	9-103330-0
OBSOLETE		98.65 [3.884]	96.52 [3.800]	38	78	8-103330-9
OBSOLETE		96.11 [3.784]	93.98 [3.700]	37	76	8-103330-8
OBSOLETE		93.57 [3.684]	91.44 [3.600]	36	74	8-103330-7
OBSOLETE		91.03 [3.584]	88.9 [3.500]	35	72	8-103330-6
OBSOLETE		88.49 [3.484]	86.36 [3.400]	34	70	8-103330-5
OBSOLETE		85.95 [3.384]	83.82 [3.300]	33	68	8-103330-4
OBSOLETE		83.41 [3.284]	81.28 [3.200]	32	66	8-103330-3
OBSOLETE		80.87 [3.184]	78.74 [3.100]	31	64	8-103330-2
OBSOLETE		78.33 [3.084]	76.2 [3.000]	30	62	8-103330-1
OBSOLETE		75.79 [2.984]	73.66 [2.900]	29	60	8-103330-0
OBSOLETE		73.25 [2.884]	71.12 [2.800]	28	58	7-103330-9
OBSOLETE		70.71 [2.784]	68.58 [2.700]	27	56	7-103330-8
OBSOLETE		68.17 [2.684]	66.04 [2.600]	26	54	7-103330-7
OBSOLETE		65.63 [2.584]	63.5 [2.500]	25	52	7-103330-6
OBSOLETE		63.09 [2.484]	60.96 [2.400]	24	50	7-103330-5
OBSOLETE		60.55 [2.384]	58.42 [2.300]	23	48	7-103330-4
OBSOLETE		58.01 [2.284]	55.88 [2.200]	22	46	7-103330-3
OBSOLETE		55.47 [2.184]	53.34 [2.100]	21	44	7-103330-2
OBSOLETE		52.93 [2.084]	50.8 [2.000]	20	42	7-103330-1
OBSOLETE		50.39 [1.984]	48.26 [1.900]	19	40	7-103330-0
OBSOLETE		47.85 [1.884]	45.72 [1.800]	18	38	6-103330-9
OBSOLETE		45.31 [1.784]	43.18 [1.700]	17	36	6-103330-8
OBSOLETE		42.77 [1.684]	40.64 [1.600]	16	34	6-103330-7
OBSOLETE		40.23 [1.584]	38.1 [1.500]	15	32	6-103330-6
OBSOLETE		37.69 [1.484]	35.56 [1.400]	14	30	6-103330-5
OBSOLETE		35.15 [1.384]	33.02 [1.300]	13	28	6-103330-4
OBSOLETE		32.61 [1.284]	30.48 [1.200]	12	26	6-103330-3
OBSOLETE		30.07 [1.184]	27.94 [1.100]	11	24	6-103330-2
OBSOLETE		27.53 [1.084]	25.4 [1.000]	10	22	6-103330-1
OBSOLETE		24.99 [.984]	22.86 [.900]	9	20	8-103330-0
OBSOLETE		22.45 [.884]	20.32 [.800]	8	18	5-103330-9
OBSOLETE		19.91 [.784]	17.78 [.700]	7	16	5-103330-8
OBSOLETE		17.37 [.684]	15.24 [.600]	6	14	5-103330-7
OBSOLETE		14.83 [.584]	12.7 [.500]	5	12	5-103330-6
OBSOLETE		12.29 [.484]	10.16 [.400]	4	10	5-103330-5
OBSOLETE		9.75 [.384]	7.62 [.300]	3	8	5-103330-4
OBSOLETE		7.21 [.284]	5.08 [.200]	2	6	5-103330-3
OBSOLETE		4.67 [.184]	2.54 [.100]	1	4	5-103330-2
OBSOLETE		2.13 [.084]	—	—	2	5-103330-1

- 1 ASSEMBLY MAY BE BROKEN TO THE DESIRED NUMBER OF POSITIONS.
- ▲ BREAKAWAY NOTCH ANGLE CAN BE ORIENTED TO THE RIGHT (AS SHOWN) OR TO THE LEFT
- ▲ 0.00254 [.000100] -0.00508 [.000200] MATTE TIN-LEAD OVER 0.00127 [.000050] NICKEL
- ▲ 0.00254 [.000100] -0.00508 [.000200] BRIGHT TIN OVER 0.00127 [.000050] NICKEL
- ▲ PRELIMINARY PART - NOT RELEASED FOR PRODUCTION.
- ▲ HOUSING MATERIAL: FLAME RETARDANT THERMOPLASTIC; COLOR-BLACK. POSTS: PHOSPHOR BRONZE
- ▲ 0.00254 [.000100] -0.00508 [.000200] MATTE TIN OVER 0.00127 [.000050] NICKEL
- ▲ HIGH TEMPERATURE CONFIGURATION
- ▲ OBSOLETE PARTS: OBSOLETE CIS STREAMLINING PER D.RENAUD/D.SINISI

▲	101.19 [3.984]	99.06 [3.900]	39	80	4-103330-1
▲	101.19 [3.984]	99.06 [3.900]	39	80	4-103330-0
▲	98.65 [3.884]	96.52 [3.800]	38	78	3-103330-9
▲	96.11 [3.784]	93.98 [3.700]	37	76	3-103330-8
▲	93.57 [3.684]	91.44 [3.600]	36	74	3-103330-7
▲	91.03 [3.584]	88.9 [3.500]	35	72	3-103330-6
▲	88.49 [3.484]	86.36 [3.400]	34	70	3-103330-5
▲	85.95 [3.384]	83.82 [3.300]	33	68	3-103330-4
▲	83.41 [3.284]	81.28 [3.200]	32	66	3-103330-3
▲	80.87 [3.184]	78.74 [3.100]	31	64	3-103330-2
▲	78.33 [3.084]	76.2 [3.000]	30	62	3-103330-1
▲	75.79 [2.984]	73.66 [2.900]	29	60	3-103330-0
▲	73.25 [2.884]	71.12 [2.800]	28	58	2-103330-9
▲	70.71 [2.784]	68.58 [2.700]	27	56	2-103330-8
▲	68.17 [2.684]	66.04 [2.600]	26	54	2-103330-7
▲	65.63 [2.584]	63.5 [2.500]	25	52	2-103330-6
▲	63.09 [2.484]	60.96 [2.400]	24	50	2-103330-5
▲	60.55 [2.384]	58.42 [2.300]	23	48	2-103330-4
▲	58.01 [2.284]	55.88 [2.200]	22	46	2-103330-3
▲	55.47 [2.184]	53.34 [2.100]	21	44	2-103330-2
▲	52.93 [2.084]	50.8 [2.000]	20	42	2-103330-1
▲	50.39 [1.984]	48.26 [1.900]	19	40	2-103330-0
▲	47.85 [1.884]	45.72 [1.800]	18	38	1-103330-9
▲	45.31 [1.784]	43.18 [1.700]	17	36	1-103330-8
▲	42.77 [1.684]	40.64 [1.600]	16	34	1-103330-7
▲	40.23 [1.584]	38.1 [1.500]	15	32	1-103330-6
▲	37.69 [1.484]	35.56 [1.400]	14	30	1-103330-5
▲	35.15 [1.384]	33.02 [1.300]	13	28	1-103330-4
▲	32.61 [1.284]	30.48 [1.200]	12	26	1-103330-3
▲	30.07 [1.184]	27.94 [1.100]	11	24	1-103330-2
▲	27.53 [1.084]	25.4 [1.000]	10	22	1-103330-1
▲	24.99 [.984]	22.86 [.900]	9	20	1-103330-0
▲	22.45 [.884]	20.32 [.800]	8	18	1-103330-9
▲	19.91 [.784]	17.78 [.700]	7	16	1-103330-8
▲	17.37 [.684]	15.24 [.600]	6	14	1-103330-7
▲	14.83 [.584]	12.7 [.500]	5	12	1-103330-6
▲	12.29 [.484]	10.16 [.400]	4	10	1-103330-5
▲	9.75 [.384]	7.62 [.300]	3	8	1-103330-4
▲	7.21 [.284]	5.08 [.200]	2	6	1-103330-3
▲	4.67 [.184]	2.54 [.100]	1	4	1-103330-2
▲	2.13 [.084]	—	—	2	1-103330-1

PLATING C B A PART NUMBER

THIS DRAWING IS A CONTROLLED DOCUMENT. **TE Connectivity**

ASSEMBLY, HEADER, BREAKAWAY, MOD II, DOUBLE ROW, .100 X .100 C/L, RIGHT ANGLE, WITH .025 SQUARE POSTS

SIZE: .100 X .100 C/L, RIGHT ANGLE, WITH .025 SQUARE POSTS

REVISED PER EDD-11-004587

DATE: 4/1