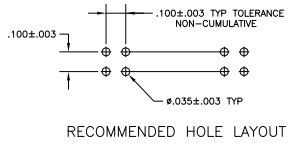
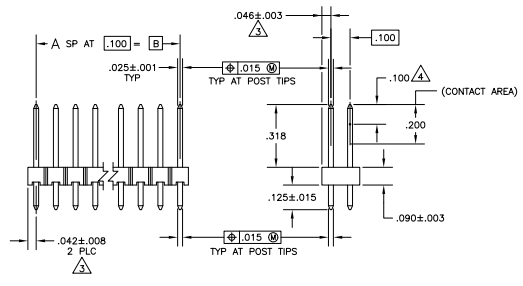
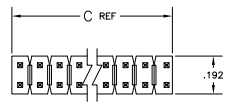


REV	DATE	DESCRIPTION	BY	CHK	APP
AD	00	REVISED PER EDD-11-004587			



- ASSEMBLY MAY BE BROKEN TO THE DESIRED NUMBER OF POSITIONS
- TRUE POSITION TOLERANCE OF THE POST TIPS APPLIES WHEN THE HEADER IS HELD FLAT AGAINST THE PRINTED CIRCUIT BOARD
- THE NOTED DIMENSIONS APPLY AT THE INTERSECTION OF THE POST AND HOUSING
- POINT OF MEASUREMENT FOR PLATING THICKNESS
- OBSOLETE PARTS: OBSOLETE CIS STREAMLINING PER D.RENAUD/D.SINISI

	C	B	A	NO OF POSN	PART NUMBER
	3.984	3.900	39	80	4-102973-0
	3.884	3.800	38	78	3-102973-9
	3.784	3.700	37	76	3-102973-8
	3.684	3.600	36	74	3-102973-7
	3.584	3.500	35	72	3-102973-6
	3.484	3.400	34	70	3-102973-5
	3.384	3.300	33	68	3-102973-4
	3.284	3.200	32	66	3-102973-3
	3.184	3.100	31	64	3-102973-2
	3.084	3.000	30	62	3-102973-1
	2.984	2.900	29	60	3-102973-0
	2.884	2.800	28	58	2-102973-9
	2.784	2.700	27	56	2-102973-8
	2.684	2.600	26	54	2-102973-7
	2.584	2.500	25	52	2-102973-6
	2.484	2.400	24	50	2-102973-5
	2.384	2.300	23	48	2-102973-4
	2.284	2.200	22	46	2-102973-3
	2.184	2.100	21	44	2-102973-2
	2.084	2.000	20	42	2-102973-1
	1.984	1.900	19	40	2-102973-0
	1.884	1.800	18	38	1-102973-9
	1.784	1.700	17	36	1-102973-8
	1.684	1.600	16	34	1-102973-7
	1.584	1.500	15	32	1-102973-6
	1.484	1.400	14	30	1-102973-5
	1.384	1.300	13	28	1-102973-4
	1.284	1.200	12	26	1-102973-3
	1.184	1.100	11	24	1-102973-2
	1.084	1.000	10	22	1-102973-1
	.984	.900	9	20	1-102973-0
	.884	.800	8	18	102973-9
	.784	.700	7	16	102973-8
	.684	.600	6	14	102973-7
	.584	.500	5	12	102973-6
	.484	.400	4	10	102973-5
	.384	.300	3	8	102973-4
	.284	.200	2	6	102973-3
	.184	.100	1	4	102973-2
	.084	—	—	2	102973-1

THIS DRAWING IS A CONTROLLED DOCUMENT.

TE Connectivity

HEADER ASSY, MOD B, BREAKAWAY, DOUBLE ROW, 100X100CL, VERTICAL, WITH .025 SQ POSITS

DATE: 10/07/99

REV: 1

SIZE: 4.1

NO OF POSN: 1

PART NUMBER: 102973-1