

4

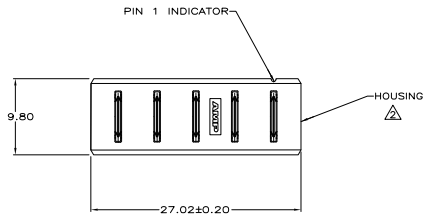
3

2

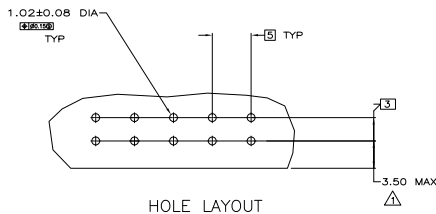
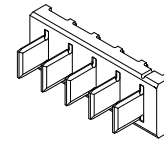
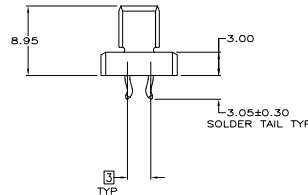
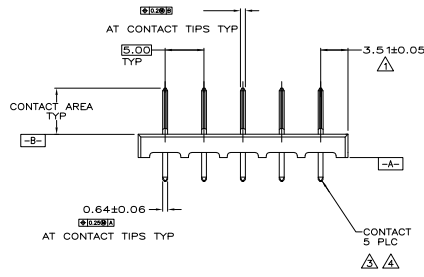
1

THIS DRAWING IS UNPUBLISHED. RELEASED FOR PUBLICATION  
 © COPYRIGHT - By - ALL RIGHTS RESERVED.

LOC		DIST		REVISIONS			
P	LTR	DESCRIPTION		DATE	DWN	APVD	
ES	00	A1	REVISED PER ECO-11-005033	28MAR11	RK	HMR	



- △ COORDINATE DIMENSION APPLIES FROM CENTER OF ACTUAL FEATURE.
- △ HOUSING: POLYPHTHALAMIDE, COLOR BLACK.
- △ 2.54um MIN TIN ON SOLDER TAIL OVER 1.90um MIN NICKEL ALL OVER.
- △ CONTACTS: BRASS



5787446-1  
PART NO

THIS DRAWING IS A CONTROLLED DOCUMENT.		DWN S.KLINE 03-29-95	TE Connectivity				
DIMENSIONS: mm		CHK S.KLINE 03-30-95					
TOLERANCES UNLESS OTHERWISE SPECIFIED:		APVD S.KLINE 03-30-95	NAME				
0 PLC ± -		PRODUCT SPEC					
1 PLC ± -		108-1501					
2 PLC ± 0.13		APPLICATION SPEC					
3 PLC ± -		114-24005					
4 PLC ± -		WEIGHT -					
ANGLES ± -	FINISH		SIZE A3	CAGE CODE 00779	DRAWING NO C-5787446	RESTRICTED TO -	
MATERIAL △ 4	FINISH △ 3		CUSTOMER DRAWING		SCALE 2:1	SHEET 1 of 1	REV A1