

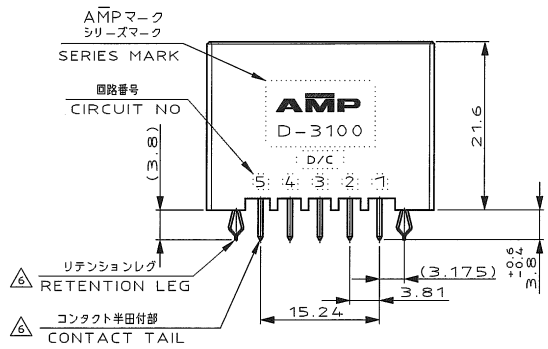
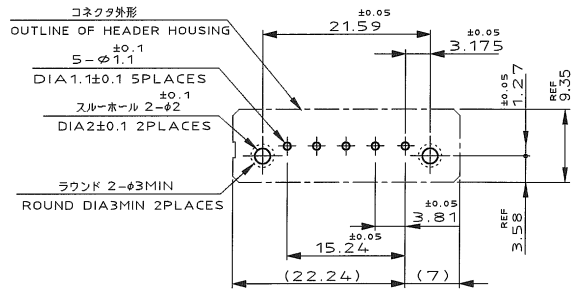
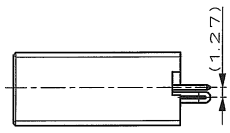
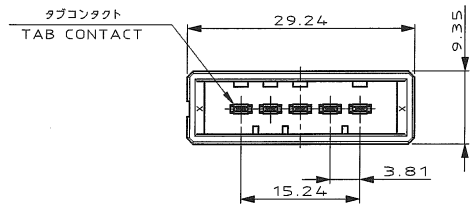
NUMBER 178315

3rd ANGLE PROJECTION

METRIC

PRINT DIST. DIMENSIONS IN MILLIMETERS. DO NOT SCALE PRINT

AMP-1 REV.10/93



推奨基板取付け寸法
PC 基板厚: 1.6±0.1
(非累積公差)
(コネクタ搭載面)

RECOMEND PC BOARD HOLE PATTERN
PC BOARD THICKNESS: 1.6±0.1
(NOT ACCUMULATE TOLERANCE)
(CONNECTOR MOUNT SIDE)

NOTES

- MATERIAL: HOUSING: GLASS FILLED THERMO PLASTIC, POLYESTER (94V-0), COLOR: BLACK
CONTACT: COPPER ALLOY
RETENTION LEG: COPPER ALLOY
- FINISH (CONTACT AREA): 0.38μm MIN GOLD PLATING OVER NI PLATING
- FINISH (CONTACT AREA): 0.76μm MIN GOLD PLATING OVER NI PLATING
- FINISH (CONTACT AREA): 2.0 μm MIN TIN PLATED OVER NICKEL
- FINISH (RETENTION LEG): TIN-LEAD PLATED (CONTACT TAIL) OVER NICKEL
- FINISH (RETENTION LEG): TIN PLATED (CONTACT TAIL) OVER NICKEL

注記

- 材料: ハウジング: ガラス入り熱可塑性ポリエスチル樹脂 (94V-0), 色: 黒
コンタクト: 銅合金
リテンションレグ: 銅合金
- めっき: コンタクト: 全面Ni下地
接触部: 0.38μm MIN金めっき
- めっき: コンタクト: 全面Ni下地
接触部: 0.76μm MIN金めっき
- めっき: コンタクト: 全面Ni下地
接触部: 2.0 μm MINスズめっき
- めっき: リテンションレグとコンタクト半田付部
ニッケル下地の上半田付部
- めっき: リテンションレグとコンタクト半田付部
ニッケル下地の上半にスズめっき

| | | |
|----------|----|-----------------|
| △6 | △4 | 1-178315-5 |
| △6 | △3 | 1-178315-3 |
| △6 | △2 | 1-178315-2 |
| (FINISH) | | 製品番号 (PART NO.) |

| | | | | | | | |
|-----|---------------------|--------------|---------|-----------|------------------|------------------|----------|
| E | REVISED | FJ00-0639-03 | T S S M | 4/2/93 | WIRE RANGE | INSULATION DIA | NAME |
| D | REVISED | FJ00-0714-03 | T S S M | 10/2/93 | mm(TAWG) | mmφ | |
| C | REVISED | FJ00-0714-05 | KI S M | 16/JUN/93 | MATERIAL | FINISH | SEE NOTE |
| B | REVISED | FJ00-0838-04 | NM S M | 7/4/94 | SEE NOTE | SEE NOTE | 注記参照 |
| A | REDRAWN WITH CHANGE | FJ00-0480-04 | NM S M | 4/20/92 | DR. 19 APR 94 | DE. 19 APR 94 | |
| LTR | REVISION RECORD | DR | CHK | DATE | CHK. S. MANGA BE | APP. S. MANGA BE | |

| | | | |
|--|-----------------|--|--|
| Copyright © 1994 AMP (Japan) LTD. ALL RIGHTS RESERVED. | | Tyco Electronics Tyco Electronics AMP K.K. Kawasaki, Japan | |
| 5 POS SINGLE ROW VERTICAL HDR ASS'Y FOR DYNAMIC D-3100 | | | |
| 公差 (GENERAL TOLERANCE) | SIZE LOC NUMBER | C=178315 | |
| 100% ±0.3 | A3 J | | |
| 30% ±0.45 | SCALE | 2-1 | |
| 角 ±0.1 | REV. | E | |
| | SHEET | 1 OF 1 | |

(CUSTOMER DRAWING) 顧客用図面