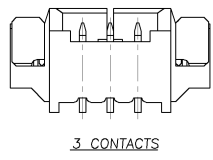
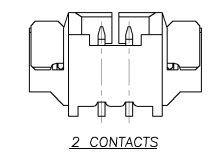
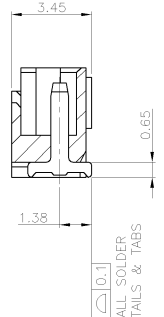
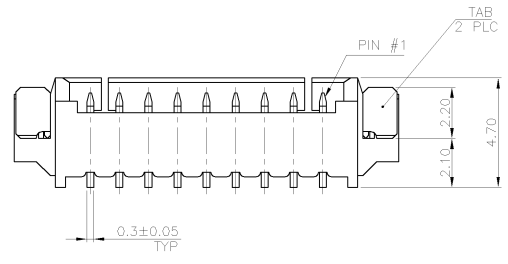


RECOMMENDED PC BOARD LAYOUT
(TOLERANCE: ±0.05)



CONTACT PLATING	D	C	B	A	NO. OF CONTACTS	PART NUMBER
0.782µm [30µ"] MIN. GOLD	17.50	19.30	20.50	24.04	15	4-1734261-5
	16.25	18.05	19.25	22.79	14	4-1734261-4
	15.00	16.80	18.00	21.54	13	4-1734261-3
	13.75	15.55	16.75	20.29	12	4-1734261-2
	12.50	14.30	15.50	19.04	11	4-1734261-1
	11.25	13.05	14.25	17.79	10	4-1734261-0
	10.00	11.80	13.00	16.54	9	3-1734261-9
	8.75	10.55	11.75	15.29	8	3-1734261-8
	7.50	9.30	10.50	14.04	7	3-1734261-7
	6.25	8.05	9.25	12.79	6	3-1734261-6
2.54µm [100µ"] MIN. MATTE-TIN	5.00	6.80	8.00	11.54	5	3-1734261-5
	3.75	5.55	6.75	10.29	4	3-1734261-4
	2.50	4.30	5.50	9.04	3	3-1734261-3
	1.25	3.05	4.25	7.79	2	3-1734261-2
	17.50	19.30	20.50	24.04	15	1-1734261-5
	16.25	18.05	19.25	22.79	14	1-1734261-4
	15.00	16.80	18.00	21.54	13	1-1734261-3
	13.75	15.55	16.75	20.29	12	1-1734261-2
	12.50	14.30	15.50	19.04	11	1-1734261-1
	11.25	13.05	14.25	17.79	10	1-1734261-0

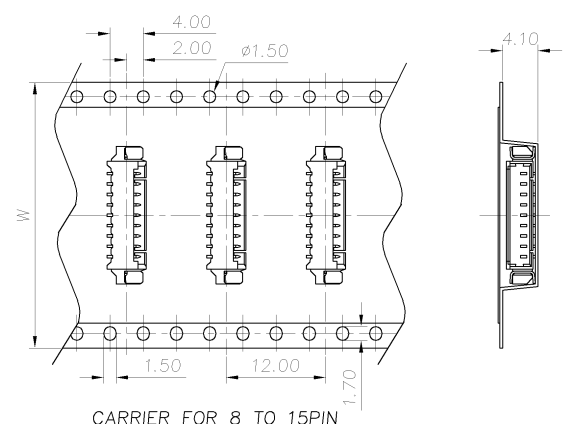
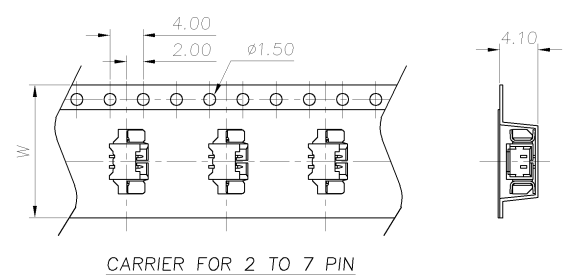
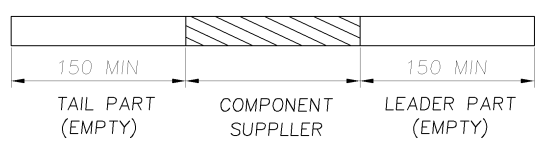
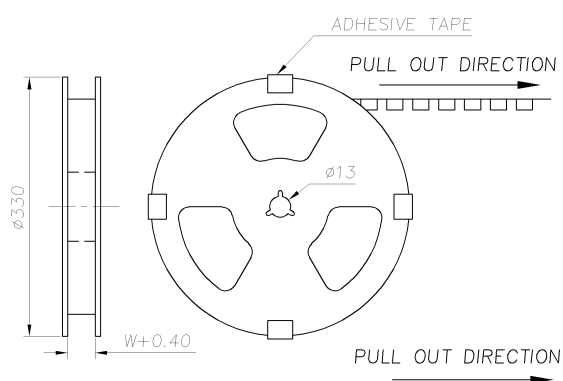
NOTE:

- MATERIAL:
HOUSING: HIGH TEMP. THERMOPLASTIC, UL 94V-0, COLOR: NATURAL.
CONTACTS: PHOSPHOR BRONZE.
TAB: PHOSPHOR BRONZE.
- FINISH:
CONTACTS: (SEE TABLE) OVER 50µ" MIN. NICKEL PLATED.
TAB: 100µ" MIN. MATTE-TIN OVER 50µ" MIN. NICKEL PLATED.
- NO TYCO LOGO AND DATE CODE ON THE PRODUCT.
- LOCKING WINDOW:
ONE PLACE FOR 2 AND 3 CONTACTS,
TWO PLACES FOR MORE THAN 3 CONTACTS.
- RECOMMENDED PART NUMBER OF CABLE ASSEMBLY:
HOUSING: X-440146-X
CONTACT: 440147-X

TOLERANCES UNLESS OTHERWISE SPECIFIED: 0 PLC ± 1 PLC ±0.38 2 PLC ±0.25 3 PLC ± ANGLES ±3°	DWN A. WU 02-DEC-2005	CHK S. HOU 02-DEC-2005	NAME STE TE Connectivity
MATERIAL SEE NOTE	APVD W.J. KE 02-DEC-2005	PRODUCT SPEC 108-57273	WIRE TO BOARD MALE HEADER, 1.25 MM PITCH, SMT, RIGHT ANGLE TYPE
FINISH SEE NOTE	QUALIFICATION TEST REPORT 501-57299	WEIGHT -	LOC DW
			SIZE A ₃
			DRAWING NO C-1734261
			REV A ₁
			SCALE --
			SHEET 1 OF 2

A1	REVISED PER ECO-T1-005801	RK RBR	02/08/11	
LTR	REVISION RECORD	ECO	DWN CHK	DATE

NUMBER C-1734261
 METRIC
 3RD ANGLE PROJECTION



NOTE:
 1. CARTON DIMENSIONS: 340 X 340 X 250

PRINT DW	QUANTITY	PCS/ REEL	REELS/ CARTON	DIM. W	NO. OF CONTACTS	DIST	
						4000	6000
				44.0	15		
				32.0	14		
				24.0	13		
				16.0	12		
					11		
					10		
					9		
					8		
					7		
					6		
					5		
					4		
					3		
					2		

LTR	REVISION RECORD	SEE SHEET 1.	ECO	DWN/CHK	DATE
-----	-----------------	--------------	-----	---------	------

TOLERANCES UNLESS OTHERWISE SPECIFIED: 0 PLC ±- 1 PLC ±- 2 PLC ±- 3 PLC ±- ANGLES ±-	DWN A. WU 02-DEC-2005	A. WU 02-DEC-2005	
MATERIAL -	CHK S. HOU 02-DEC-2005	S. HOU 02-DEC-2005	
FINISH -	APVD W.J. KE 02-DEC-2005	W.J. KE 02-DEC-2005	WIRE TO BOARD MALE HEADER, 1.25 MM PITCH, SMT, RIGHT ANGLE TYPE
WEIGHT -	APPLICATION SPEC -	APPLICATION SPEC -	LOC DW
	PRODUCT SPEC -	PRODUCT SPEC -	SIZE A ₃
	SCALE -	SCALE -	DRAWING NO C-1734261
			REV A ₁
			SHEET 2 OF 2

CUSTOMER DRAWING