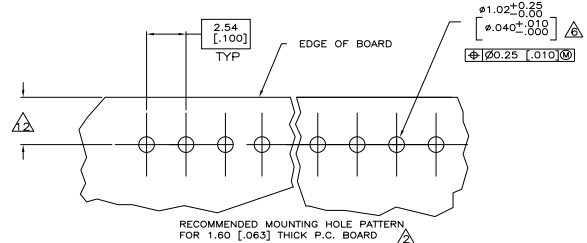
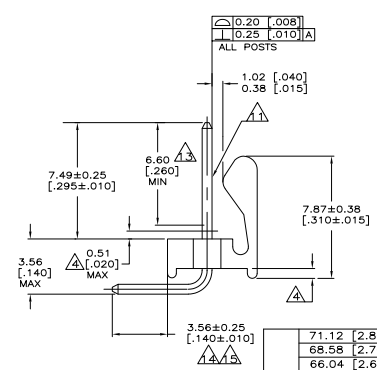
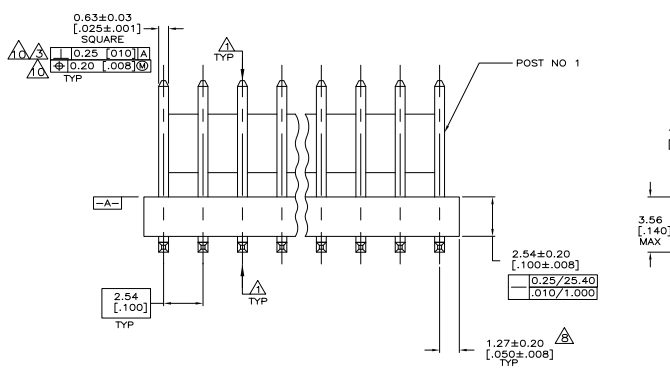
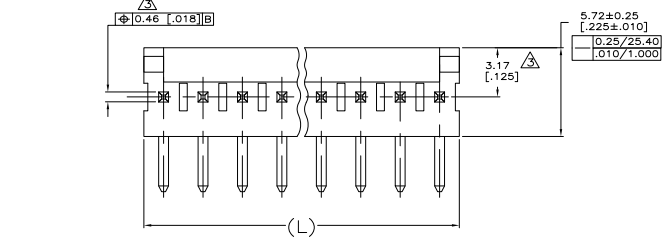


THIS DRAWING IS UNCLASSIFIED
 UNLESS INDICATED OTHERWISE
 ALL RIGHTS RESERVED

REV	DATE	DESCRIPTION	BY	CHK	APP
CM	00				
AB2		REVISED PER ESD-11-004587			11MM11 RK HMR



- △ POST TO WITHSTAND 13 NEWTONS (3 LBS) MINIMUM AXIAL FORCE IN BOTH DIRECTIONS SHOWN WITHOUT DISLODGING.
- △ TOLERANCES APPLY TO SOLDER SIDE OF BOARD.
- △ MEASURED AT [-A-]
- △ PLASTIC FLASH PERMITTED IN THIS AREA.
- 5. PARTS COMPLY WITH AMP SOLDERABILITY SPEC. NO. 109-11-2.
- △ ONE HOLE MAY BE UNDERSIZED 0.81-0.89 [0.032-.035] DIA. FOR ASSEMBLY RETENTION DURING WAVE SOLDERING.
- △ MATERIAL: HEADER-THERMOPLASTIC POLYESTER 94V-0 (NATURAL) POST-COPPER ALLOY FINISH-USE PLATING NOTES 13 & 14 FOR -2 THRU -28 AND NOTES 13 & 15 FOR -32 THRU -58
- △ COORDINATE DIMENSION APPLIES FROM CENTER OF ACTUAL FEATURE.
- 9. PLASTIC BURRS CAUSED BY CUT-OFF TOOLING ARE PERMITTED WITHIN THE MAXIMUM TOLERANCE ENVELOPE.
- △ POSTS TO BE MEASURED WHEN STRIP IS HELD FLAT.
- △ POST MUST WITHSTAND TWO 90° BENDS AGAINST EXTRUSION WITHOUT BREAKING.
- △ DIMENSION SHOULD BE 2.79-4.06 [0.110-.160] MIN WHEN MATING WITH A MTA-100 CONNECTOR ASSEMBLY OR 2.79-3.05 [0.110-.120] WHEN MATING WITH A CST-100 CONNECTOR ASSEMBLY.
- △ PLATING: GOLD PLATE AREA, 0.00076 [0.00030] MINIMUM, ALL SIDES, OVER NICKEL UNDERPLATE, 0.00127 [0.00050] MINIMUM, ALL SIDES AND ENTIRE LENGTH OF POST.
- △ PLATING: BRIGHT TIN/LEAD (93/7) PLATE AREA, 0.00381-0.00889 [0.00150-.000350] THICK, ALL FOUR SIDES 3.56 [0.140] MINIMUM.
- △ PLATING: MATTE TIN PLATE AREA, 0.00381-0.00889 [0.00150-.000350] THICK, ALL FOUR SIDES 3.56 [0.140] MINIMUM.
- △ OBSOLETE PARTS: OBSOLETE CIS STREAMLINING PER D.RENAUD/D.SINISI

DIM (L)	NO. OF POSN	ASSEMBLY
71.12 [2.800]	28	5-641216-B
68.58 [2.700]	27	5-641216-7
66.04 [2.600]	26	5-641216-6
63.50 [2.500]	25	5-641216-5
60.96 [2.400]	24	5-641216-4
58.42 [2.300]	23	5-641216-3
55.88 [2.200]	22	5-641216-2
53.34 [2.100]	21	5-641216-1
50.80 [2.000]	20	5-641216-0
48.26 [1.900]	19	4-641216-9
45.72 [1.800]	18	4-641216-B
43.18 [1.700]	17	4-641216-7
40.64 [1.600]	16	4-641216-6
38.10 [1.500]	15	4-641216-5
35.56 [1.400]	14	4-641216-4
33.02 [1.300]	13	4-641216-3
30.48 [1.200]	12	4-641216-2
27.94 [1.100]	11	4-641216-1
25.40 [1.000]	10	4-641216-0
22.86 [0.900]	9	3-641216-9
20.32 [0.800]	8	3-641216-8
17.78 [0.700]	7	3-641216-7
15.24 [0.600]	6	3-641216-6
12.70 [0.500]	5	3-641216-5
10.16 [0.400]	4	3-641216-4
7.62 [0.300]	3	3-641216-3
5.08 [0.200]	2	3-641216-2

DIM (L)	NO. OF POSN	ASSEMBLY
71.12 [2.800]	28	2-641216-6
68.58 [2.700]	27	2-641216-7
66.04 [2.600]	26	2-641216-6
63.50 [2.500]	25	2-641216-5
60.96 [2.400]	24	2-641216-4
58.42 [2.300]	23	2-641216-3
55.88 [2.200]	22	2-641216-2
53.34 [2.100]	21	2-641216-1
50.80 [2.000]	20	2-641216-0
48.26 [1.900]	19	1-641216-9
45.72 [1.800]	18	1-641216-B
43.18 [1.700]	17	1-641216-7
40.64 [1.600]	16	1-641216-6
38.10 [1.500]	15	1-641216-5
35.56 [1.400]	14	1-641216-4
33.02 [1.300]	13	1-641216-3
30.48 [1.200]	12	1-641216-2
27.94 [1.100]	11	1-641216-1
25.40 [1.000]	10	1-641216-0
22.86 [0.900]	9	641216-9
20.32 [0.800]	8	641216-8
17.78 [0.700]	7	641216-7
15.24 [0.600]	6	641216-6
12.70 [0.500]	5	641216-5
10.16 [0.400]	4	641216-4
7.62 [0.300]	3	641216-3
5.08 [0.200]	2	641216-2



THIS DRAWING IS A CONTROLLED DOCUMENT.

DATE: 28-JUL-2003
 BY: BOSSI
 DATE: 28-JUL-2003
 BY: BOSSI

TE Connectivity
 MTA-100 HEADER ASSEMBLY, FRICTION LOCK, NOTCHED, .025 SQUARE RIGHT ANGLE POST, .000000 GOLD PLATED

SIZE: A1 00779 G=641216

CUSTOMER DRAWING