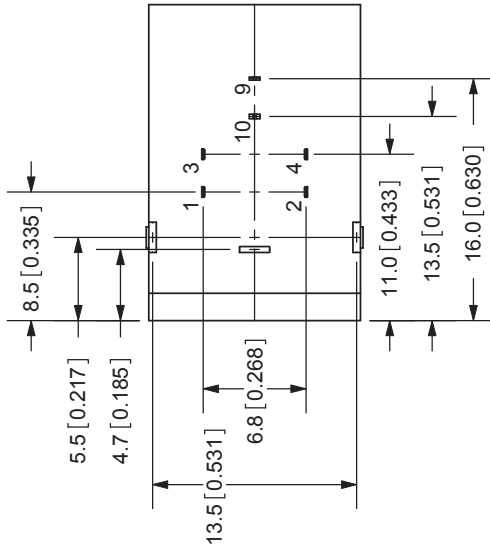
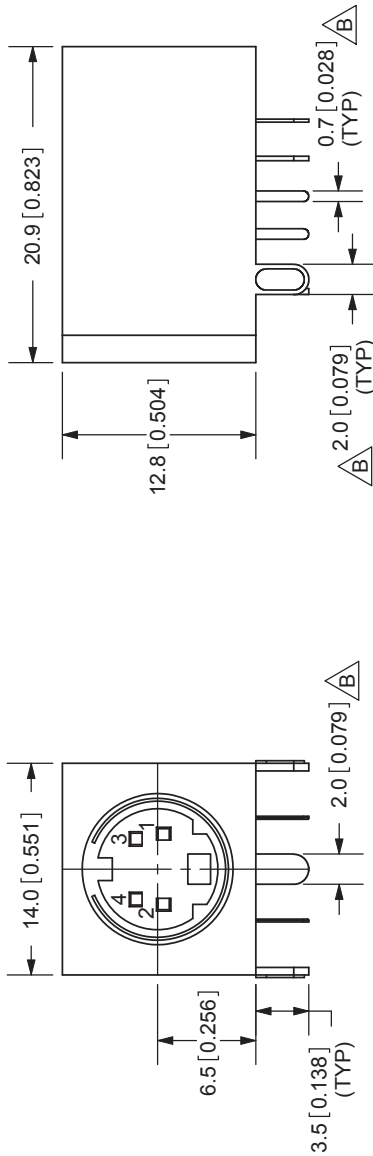
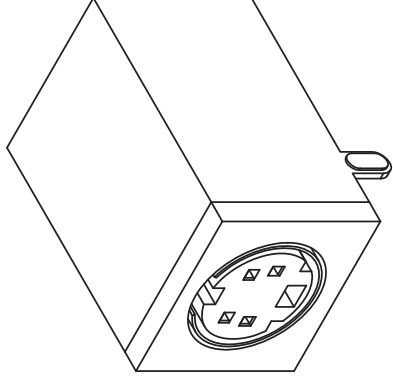


REV.	DESCRIPTION	DATE
A	NEW DRAWING	1/27/2006
B	change to pin 9 and 10 orientation, pin widths added	10/27/2008



SPECIFICATIONS:
 RATING: 12V DC @ 2A; 100V AC @ 1A
 CONTACT RESISTANCE: 30m OHMS MAX
 INSULATION RESISTANCE: 50M OHMS MIN; 250V DC
 VOLTAGE WITHSTAND: 250V AC R.M.S. FOR 1 MINUTE
 INSERTION FORCE: 4.5KG MAX
 WITHDRAWAL FORCE: 0.8KG~3.0KG
 OPERATING TEMP: -40° ~ +85°C

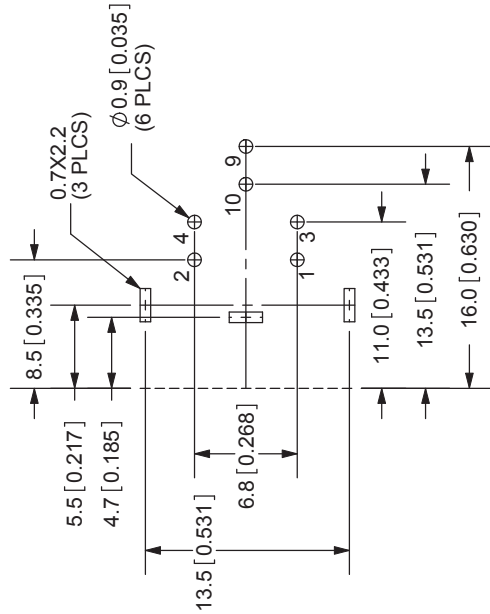


20050 SW 112th Ave.
 Tualatin, OR 97062
 Phone: 503-612-2300
 800-275-4899
 Fax: 503-612-2383
 Website: www.cui.com

TOLERANCE:
 ±0.2mm

TITLE: MINIATURE CIRCULAR DIN CONNECTOR	REV: B
PART NO: MD-40SMW	UNITS: MM [INCHES]
DRAWN BY: ZRJ	APPROVED BY:
	SCALE: 2:1

EARTH TERMINAL	MATERIAL	PLATING
TERMINAL 1-4	Brass	Tin
SPRING (9)	Phosphor Bronze	Silver
SHUNT (10)	Copper Titanium	Silver
SHIELD PLATE	Brass	Silver
HOUSING	Steel	Tin
	PBT	



PCB LAYOUT
 TOP VIEW

MODEL NO.	MD-40SMW
SCHEMATIC	9 10