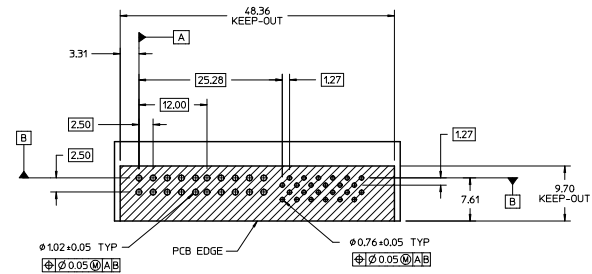
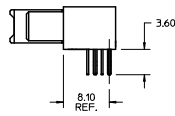
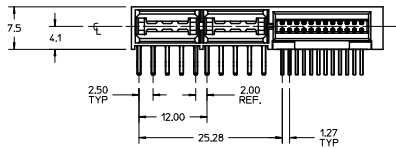


RECOMMENDED
CARD EDGE LAYOUT
THICKNESS: 1.57/062



RECOMMENDED PCB LAYOUT
COMPONENT SIDE
PCB THICKNESS: 2.36/093

- NOTES:
1. MATERIAL HOUSING: LCP, 94V-0, COLOR-BLACK. CONTACT: COPPER ALLOY.
 2. FINISH: SELECT GOLD - 76 μ M/30 MI MIN. CONTACT. SELECT TIN - 3.81 μ M/150 MI MIN. TAIL. BOTH OVER NICKEL - 127 μ M/50 MI MIN.
 3. POWER TERMINALS LUBRICATED IN CONTACT AREA.
 4. PRODUCT SPECIFICATION: PS-45984-001.
 5. PACKAGING: TRAY PER PK-45984-001.
 6. PARTS ARE RoHS COMPLIANT.
 7. MATES TO 157/062 CARD EDGE OR MOLEX P/N 45985-4***

PRELIMINARY EPC 157/062-0520 2009/10/15 CHIK/BANDURA 10/15/2009 APPROV-PATEL 2010/06/03	QUALITY SYMBOLS	GENERAL TOLERANCES (UNLESS SPECIFIED)	DIMENSION STYLE	SCALE	DESIGN UNITS	THIRD ANGLE PROJECTION															
	$\nabla=0$ $\nabla=0$ $\nabla=0$	<table border="1"> <thead> <tr> <th></th> <th>mm</th> <th>INCH</th> </tr> </thead> <tbody> <tr> <td>4 PLACES</td> <td>±---</td> <td>±---</td> </tr> <tr> <td>3 PLACES</td> <td>±---</td> <td>±---</td> </tr> <tr> <td>2 PLACES</td> <td>± 0.13</td> <td>±---</td> </tr> <tr> <td>1 PLACE</td> <td>± 0.25</td> <td>±---</td> </tr> </tbody> </table> ANGULAR ±1/2°		mm	INCH	4 PLACES	±---	±---	3 PLACES	±---	±---	2 PLACES	± 0.13	±---	1 PLACE	± 0.25	±---	MM ONLY DRAWN BY: BANDURA DATE: 10/13/2009 CHECKED BY: BANDURA DATE: 10/15/2009 APPROVED BY: PATEL DATE: 2010/06/03	3:1	METRIC	
		mm	INCH																		
	4 PLACES	±---	±---																		
3 PLACES	±---	±---																			
2 PLACES	± 0.13	±---																			
1 PLACE	± 0.25	±---																			
RECEPTACLE ASSEMBLY LPH REVERSE ORIENTATION 4-POWER 24-SIGNAL																					
DRAFT WHERE APPLICABLE MUST REMAIN WITHIN DIMENSIONS		MATERIAL NO. 459840008 DOCUMENT NO. SD-45984-008		SHEET NO. 1 OF 1																	