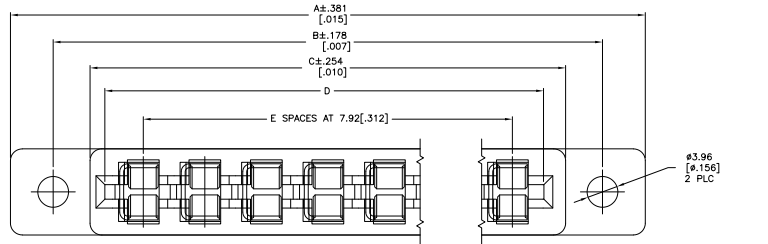
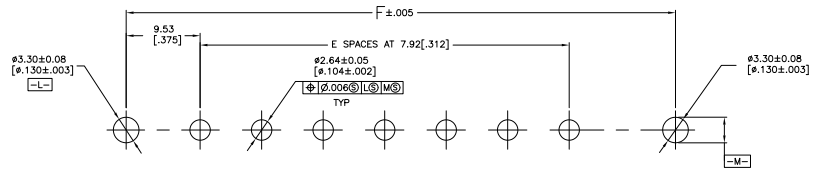
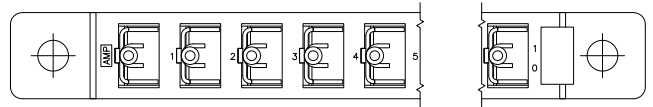
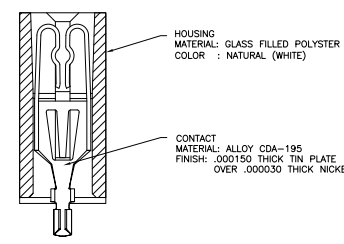
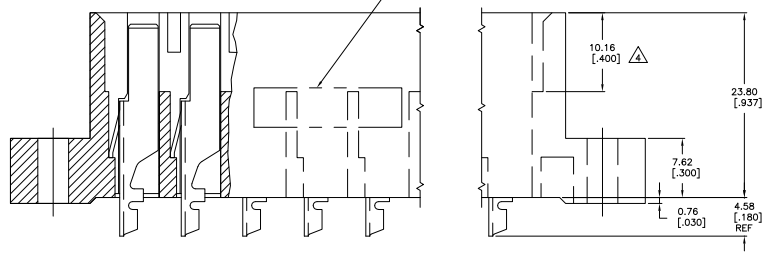


THIS DRAWING IS UNPUBLISHED  
 ALL RIGHTS RESERVED

REV	DATE	DESCRIPTION	BY	CHK	APP
AD	00				
HS		REVISED PER EDD-11-004917			



1. A 1/16" THICK DUMMY PC BOARD SHOULD BE INSERTED DURING SOLDERING.
2. MEASURE ACROSS MOUNTING EARS, MAY GOTO .020 OVER NOMINAL AT TOP OF THE HOUSING.
3. AVOID CORING OPTION.
4. MATTE TIN PLATED POST.
5. OBSOLETE PARTS: OBSOLETE CIS STREAMLINING PER D.RENAUD/D.SINISI



4.346	11	3.832	3.972	4.346	4.780	12	△	5-531353-9
3.722	9	3.208	3.348	3.722	4.156	10	△	5-531353-8
3.410	8	2.896	3.036	3.410	3.844	9	△	5-531353-7
3.098	7	2.584	2.724	3.098	3.532	8	△	5-531353-6
2.474	5	1.960	2.100	2.474	2.908	6	△	5-531353-5
2.162	4	1.648	1.788	2.162	2.593	5	△	5-531353-4
1.850	3	1.336	1.476	1.850	2.284	4	△	5-531353-3
1.538	2	1.024	1.164	1.538	1.972	3	△	5-531353-2
1.226	1	0.712	0.852	1.226	1.660	2	△	5-531353-1
4.346	11	3.832	3.972	4.346	4.780	12		531353-9
3.722	9	3.208	3.348	3.722	4.156	10		531353-8
3.410	8	2.896	3.036	3.410	3.844	9		531353-7
3.098	7	2.584	2.724	3.098	3.532	8		531353-6
2.474	5	1.960	2.100	2.474	2.908	6		531353-5
2.162	4	1.648	1.788	2.162	2.593	5		531353-4
1.850	3	1.336	1.476	1.850	2.284	4		531353-3
1.538	2	1.024	1.164	1.538	1.972	3		531353-2
1.226	1	0.712	0.852	1.226	1.660	2		531353-1

THIS DRAWING IS A CONTROLLED DOCUMENT. THE ORIGINAL IDENTIFY THE MODIFIER IDENTIFY DATE

TE Connectivity  
 CONNECTOR ASSEMBLY, HIGH CURRENT

DATE: 00779  
 DRAWING NO: 531353  
 PART NUMBER: F E D C B A

NO. OF POSN: 12  
 NUMBER: 1 1 H3