

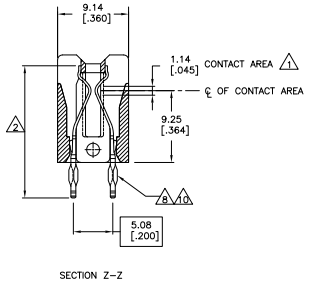
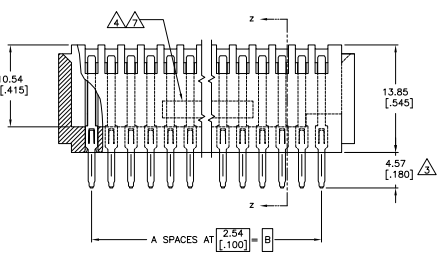
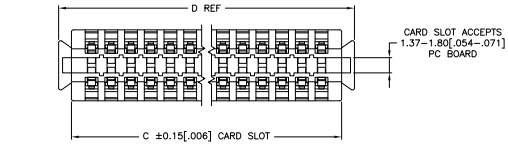
THIS DRAWING IS UNPUBLISHED
 UNLESS OTHERWISE INDICATED
 ALL RIGHTS RESERVED

REV	DATE	DESCRIPTION	BY	CHK	APP
AD	00				
AB2		REVISED PER EDD-11-00927			

- △ GOLD PLATE .00076[.000030] MIN. THICK OVER NICKEL UNDERPLATE PER QQ-N-290
- △ NICKEL PL .00127[.000050] MIN THK PER QQ-N-290
- △ SOLDER PL .00254[.000100] MIN THK
- △ STAMPED P/N & DATE CODE
- 5. OPTIONAL: KEYING PLUG FOR INTERCONTACT KEYING IS 118982-1
- 6. OPTIONAL: CARD GUIDE (BASE NO 117169)
- △ ALL PARTS ASSEMBLED IN MEXICO MUST BE STAMPED "ASSY IN MEXICO". THE WORD "MEXICO" CAN BE SUBSTITUTED ONLY WHERE PART SIZE PROHIBITS STAMPING "ASSY IN MEXICO", INK PER 115-9009, APPROX WHERE SHOWN, SIDE OPTIONAL
- △ ACTION PIN REQUIRES 2.13[.084] MIN THK PC BOARD

REQ'D DRILL SIZE	HOLE DIA	PLATING THICKNESS			HOLE DIAMETER	COPPER HARDNESS (KNOOP)	PAD DIA MIN
		COPPER	TIN/LEAD	AFTER REFLOW			
1.15mm	1.15 [.0453]	0.03-0.08 [.001-.003]	0.008 MIN [.0003] MIN	0.84-1.09 [.037-.043]	0.914-1.09 [.0036-.043]	150 MAX	1.57 [.062]
1.15mm	1.15 [.0453]	NOT PLATED THRU					1.65 [.065]

- △ MATERIAL: HOUSING- VALOX 420 SEO, COLOR - BLACK, CONTACT- PHOSPHOR BRONZE
- △ SOLDER PL .00254[.000100] MIN. THK. MATTE TIN PLATE
- △ OBSOLETE PARTS: OBSOLETE CIS STREAMLINING PER D.RENAUD/D.SINISI



	158.34	6.234	155.04	6.104	149.86	5.900	59	60	9-119738-6
	145.64	5.734	142.34	5.604	137.16	5.400	54	55	9-119738-1
	132.94	5.234	129.64	5.104	124.46	4.900	49	50	9-119738-6
	107.54	4.234	104.24	4.104	99.06	3.900	39	40	7-119738-6
	97.38	3.834	94.08	3.704	88.90	3.500	35	36	7-119738-2
OBsolete	87.22	3.434	83.92	3.304	78.74	3.100	31	32	6-119738-8
	84.68	3.334	81.38	3.204	76.20	3.000	30	31	6-119738-7
OBsolete	82.14	3.234	78.84	3.104	73.66	2.900	29	30	6-119738-6
	77.06	3.034	73.76	2.904	68.58	2.700	27	28	6-119738-4
	69.44	2.734	66.14	2.604	60.96	2.400	24	25	6-119738-1
OBsolete	66.90	2.634	63.60	2.504	58.42	2.300	23	24	6-119738-0
	61.82	2.434	58.52	2.304	53.34	2.100	21	22	6-119738-8
	56-74	2.234	53.44	2.104	48.26	1.900	19	20	5-119738-6
	51.66	2.034	48.36	1.904	43.18	1.700	17	18	5-119738-4
	44.04	1.734	40.74	1.604	35.56	1.400	14	15	5-119738-1
	158.34	6.234	155.04	6.104	149.86	5.900	59	60	4-119738-6
									4-119738-5
									4-119738-4
									4-119738-3
									4-119738-2
									4-119738-1
OBsolete	145.64	5.734	142.34	5.604	137.16	5.400	54	55	4-119738-0
									3-119738-9
									3-119738-8
									3-119738-7
	132.94	5.234	129.64	5.104	124.46	4.900	49	50	3-119738-6
OBsolete	127.86	5.034	124.56	4.904	119.38	4.700	47	48	3-119738-5
									3-119738-4
									3-119738-3
									3-119738-2
									3-119738-1
SUPERSEDED	115.16	4.534	111.86	4.404	106.68	4.200	42	43	2-119738-9
									2-119738-8
									2-119738-7
	107.54	4.234	104.24	4.104	99.06	3.900	39	40	2-119738-6
									2-119738-5
									2-119738-4
SUPERSEDED	99.92	3.934	96.62	3.804	91.44	3.600	36	37	2-119738-3
	97.38	3.834	94.08	3.704	88.90	3.500	35	36	2-119738-2
OBsolete	94.84	3.734	91.54	3.604	86.36	3.400	34	35	2-119738-1
									2-119738-0
									1-119738-9
OBsolete	87.22	3.434	83.92	3.304	78.74	3.100	31	32	1-119738-8
OBsolete	84.68	3.334	81.38	3.204	76.20	3.000	30	31	1-119738-7
	82.14	3.234	78.84	3.104	73.66	2.900	29	30	1-119738-6
OBsolete	77.06	3.034	73.76	2.904	68.58	2.700	27	28	1-119738-4
									1-119738-3
									1-119738-2
	69.44	2.734	66.14	2.604	60.96	2.400	24	25	1-119738-1
OBsolete	66.90	2.634	63.60	2.504	58.42	2.300	23	24	119738-0
									119738-9
	61.82	2.434	58.52	2.304	53.34	2.100	21	22	119738-8
									119738-7
	56-74	2.234	53.44	2.104	48.26	1.900	19	20	119738-6
									119738-5
	51.66	2.034	48.36	1.904	43.18	1.700	17	18	119738-4
									119738-3
									119738-2
	44.04	1.734	40.74	1.604	35.56	1.400	14	15	119738-1

THIS DRAWING IS A CONTROLLED DOCUMENT. SEE SECTION 3.0000

DESIGNED BY: M. MELLER
 DRAWN BY: M. MELLER
 CHECKED BY: M. MELLER
 DATE: 11/11/93

TE Connectivity
 CONNECTOR, AMP PACE .100 X .200

SIZE: 00779 (G=119738)
 REVISED PER EDD-11-00927

CUSTOMER DRAWING