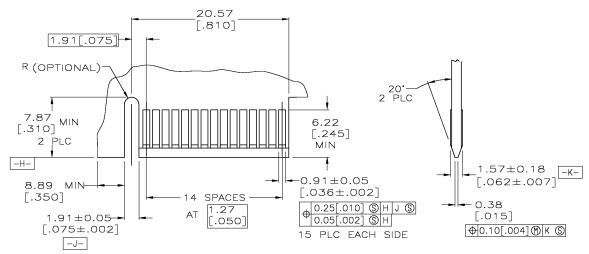
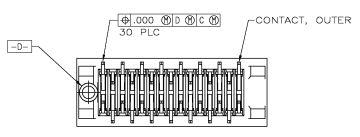
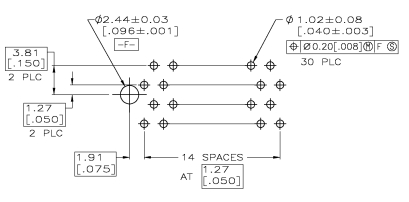


- △ HOUSING: HIGH TEMPERATURE THERMOPLASTIC. COLOR: BROWN.
- △ CONTACT: PHOSPHOR BRONZE.
- △ CONTACT FINISH: .000100 MIN NICKEL ALL OVER, .000350 MIN GOLD OVER NICKEL IN CONTACT AREA, .000100 MIN MATTE TIN OVER NICKEL ON SOLDER TAILS.
- △ DISTANCE FROM CONTACT POINT TO BOTTOM OF CARD SLOT.
- △ AMP PART NUMBER, DATE CODE AND CSA LOGO MARKED IN APPROXIMATE AREA SHOWN.



RECOMMENDED MATING BOARD EDGE CONFIGURATION



RECOMMENDED CONNECTOR MOUNTING HOLE PATTERN (CONNECTOR SIDE SHOWN)

OBsolete: 1-25 5650712-3
 1-10 5650712-1
 W PART NUMBER

THIS DRAWING IS A CONTROLLED DOCUMENT.		REV: 00	DATE: 11 MAY 05	BY: AW	CHK: AW	APP: AW
UNITS: mm		SYMBOLS: 11 MAY 05		Toll Electronics Corporation Harrisburg, Pa 17105-3608		
DRAWN BY: [Symbol]		PROJECT SIZE: 10B-14034		CONNECTOR ASSEMBLY, END KEYED, 15 DUAL POSITION, 050 SERIES, STANDARD EDGE		
CHECKED BY: [Symbol]		WORKING SIZE: 114-26012		SEE DATE CODE MARKING NO. 114-26012		
MATERIAL: [Symbol]		WEIGHT: [Symbol]		SEE DATE CODE MARKING NO. 114-26012		
FINISH: [Symbol]		CUST. DRAWING: [Symbol]		PART NUMBER: 5650712		
SCALE: 8:1		SHEET: 1		TOTAL SHEETS: 1		