

4

3

2

1

THIS DRAWING IS UNPUBLISHED. RELEASED FOR PUBLICATION
 © COPYRIGHT 2010 BY TYCO ELECTRONICS CORPORATION. ALL RIGHTS RESERVED.

LOC	DIST	REVISIONS			
P	LTR	DESCRIPTION	DATE	DWN	APVD
B1		REVISED (ECR-11-002046)	28JAN'11	S.C.	W.K.

NOTE:

1. MATERIAL:

HOUSING: NY9T UL 94V-0, COLOR: (SEE TABLE).
 CAP: LCP UL 94V-0, COLOR: BLACK.
 CONTACTS: PHOSPHOR BRONZE.

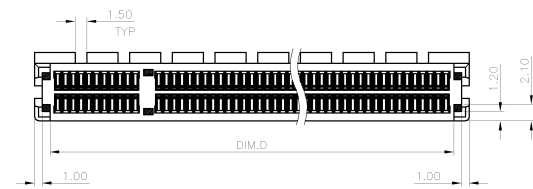
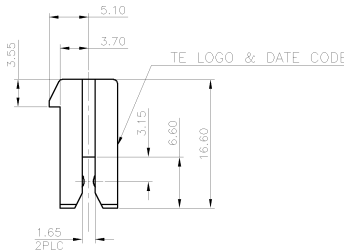
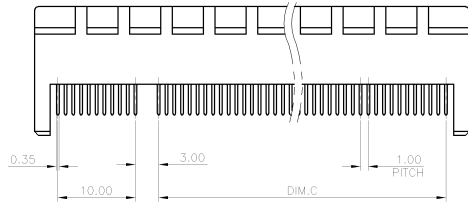
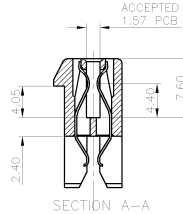
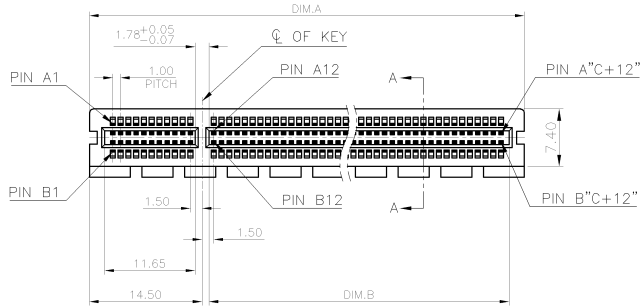
2. FINISH:

CONTACTS: (SEE TABLE) GOLD PLATED ON CONTACT AREA,
 2.54um [100u"] MIN. MATTE-TIN ON SOLDER TAIL,
 WITH ENTIRE CONTACT UNDERPLATED 1.27um [50u"] MIN. NICKEL.
 3. REFLOW SOLDER CAPABLE TO 260°C PER TEST SPEC.
 TEC-109-201, CONDITION B.

4. WEIGHT:

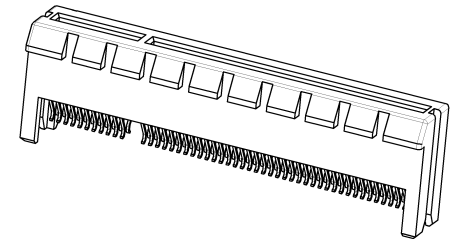
36 POS.: 2.9 GRAMS
 64 POS.: 4.0 GRAMS
 98 POS.: 5.4 GRAMS
 164 POS.: 9.1 GRAMS

FOR REFLOW PROCESS, THE CAP MUST BE ATTACHED,
 IT WILL PROTECT HOUSING WARPAGE.



	0.762µm [30µ"] MIN.	X-1734857-5
	0.381µm [15µ"] MIN.	X-1734857-4
OBSOLETE	0.254µm [10µ"] MIN.	X-1734857-3
OBSOLETE	0.127µm [5µ"] MIN.	X-1734857-2
	0.0254µm [1µ"] MIN.	X-1734857-1

COLOR	DIMENSIONS					POSITION NUMBER	PART NUMBER
	85	70	71.65	89	164		
BLACK	85	70	71.65	89	164	8-	-X
	52	37	38.65	56	98	7-	-X
	35	20	21.65	39	64	6-	-X
	21	6	7.65	25	36	5-	-X
WHITE (NATURE)	85	70	71.65	89	164	4-	-X
	52	37	38.65	56	98	3-	-X
	35	20	21.65	39	64	2-	-X
	21	6	7.65	25	36	1-1734857	-X



THIS DRAWING IS A CONTROLLED DOCUMENT.		DWN B. HSING 05JUN2009	Tyco Electronics Corporation Taipei, Taiwan	
DIMENSIONS: mm		CHK S. CHIEN 05JUN2009	NAME	
TOLERANCES UNLESS OTHERWISE SPECIFIED:		APVD W. KODAMA 05JUN2009	PRODUCT SPEC	
0 PLC ± -		108-57351		
1 PLC ± 0.3		APPLICATION SPEC		
2 PLC ± 0.2		SIZE CAGE CODE DRAWING NO		
3 PLC ± 0.15		A3 00779 C-1734857		
4 PLC ± -		WEIGHT SEE TABLE		
ANGLES ± °		CUSTOMER DRAWING		
MATERIAL SEE NOTE		SCALE SHEET 1 of 4 REV B1		
FINISH SEE NOTE		RESTRICTED TO		

4

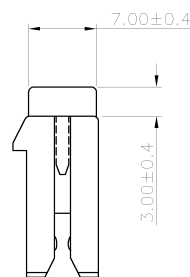
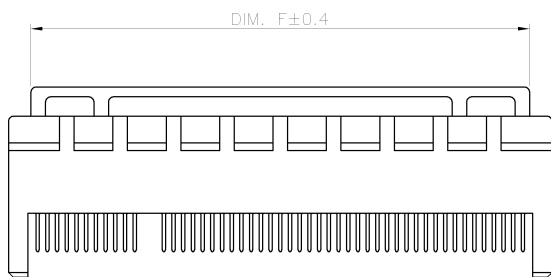
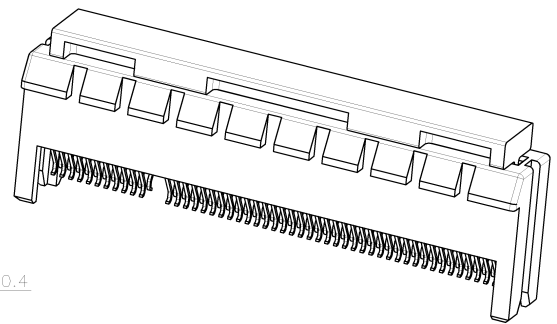
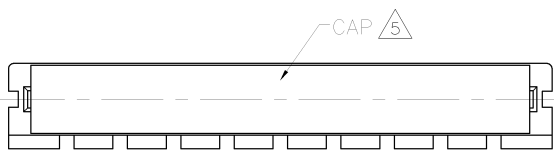
3

2

1

THIS DRAWING IS UNPUBLISHED. RELEASED FOR PUBLICATION
 © COPYRIGHT 2010 BY TYCO ELECTRONICS CORPORATION. ALL RIGHTS RESERVED.

LOC	DIST	REVISIONS			
P	LTR	DESCRIPTION	DATE	DWN	APVD
DW		SEE SHEET 1.			



△ ASSEMBLY WITH CAP CONDITION

36	20.4
64	34.4
98	51.4
164	84.4
POSITION	DIM F

THIS DRAWING IS A CONTROLLED DOCUMENT.

DIMENSIONS:	TOLERANCES UNLESS OTHERWISE SPECIFIED:
mm	
0 PLC	±
1 PLC	± 0.3
2 PLC	± 0.2
3 PLC	± 0.15
4 PLC	±
ANGLES	± °

DWN	
CHK	
APVD	
PRODUCT SPEC	
APPLICATION SPEC	
WEIGHT	
CUSTOMER DRAWING	

Tyco Electronics Corporation Taipei, Taiwan	
NAME PCI EXPRESS CARD EDGE CONNECTOR STRADDLE MOUNT TYPE	
SIZE	RESTRICTED TO
A3	
CAGE CODE	DRAWING NO
00779	1734857
SCALE	SHEET
	2 of 4
REV	B1

4

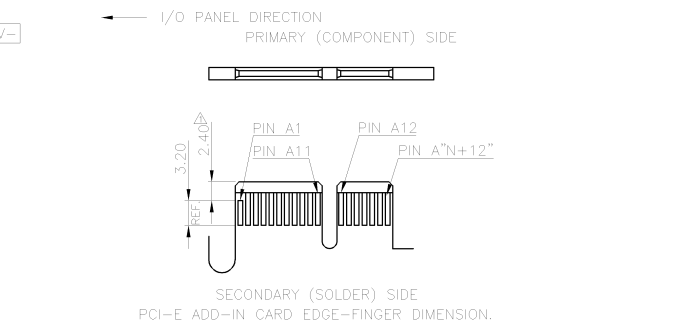
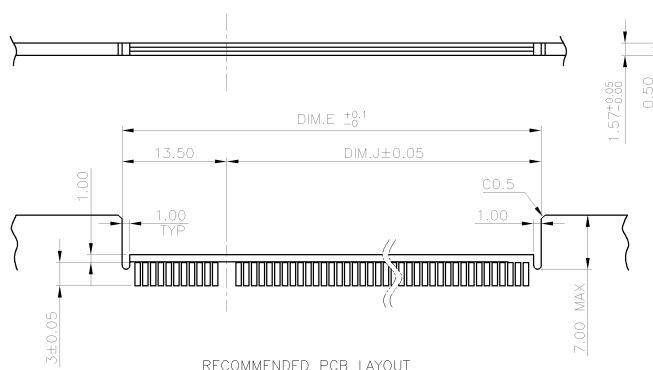
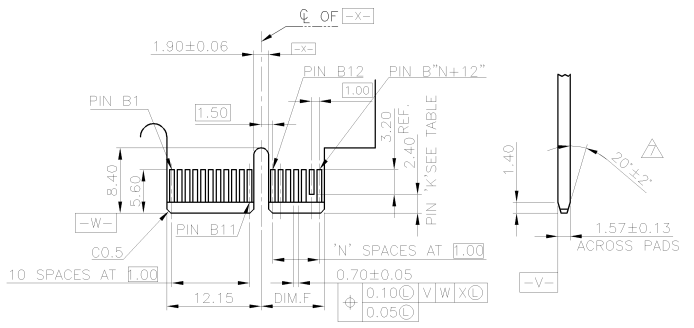
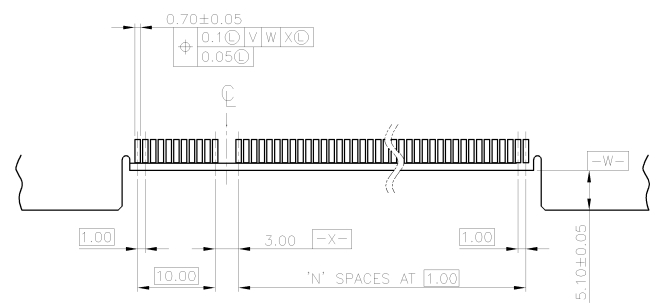
3

2

1

THIS DRAWING IS UNPUBLISHED. RELEASED FOR PUBLICATION
 © COPYRIGHT 2010 BY TYCO ELECTRONICS CORPORATION. ALL RIGHTS RESERVED.

LOC	DIST	REVISIONS			
P	LTR	DESCRIPTION	DATE	DWN	APVD
SEE SHEET 1.					



RECOMMENDED PCB LAYOUT
 PCB TOLERANCE: ± 0.05

POS.	N	DIM.E	DIM.J	DIM.F	"k"
164	70	87	73.5	72.15	B17,B31,B48,B81
98	37	54	40.5	39.15	B17,B31,B48
64	20	37	23.5	22.15	B17,B31
36	6	23	9.5	8.15	B17

6. NO TIE BAR PERMITTED FROM CARD EDGE TO LEADING EDGE OF PAD FOR PINS A1 AND "k"
 CHAMFER EDGE MUST BE FREE OF CUTTING BURRS

THIS DRAWING IS A CONTROLLED DOCUMENT.

DIMENSIONS:	TOLERANCES UNLESS OTHERWISE SPECIFIED:	DWN	CHK	APVD	NAME
mm	0 PLC \pm				
	1 PLC ± 0.3				
	2 PLC ± 0.2				
	3 PLC ± 0.15				
	4 PLC \pm				
	ANGLES $\pm 3^\circ$				
MATERIAL	FINISH	PRODUCT SPEC	APPLICATION SPEC	WEIGHT	RESTRICTED TO
CUSTOMER DRAWING			Tyco Electronics Corporation Taipei, Taiwan		
PCI EXPRESS CARD EDGE CONNECTOR STRADDLE MOUNT TYPE			SIZE: A3 CAGE CODE: 00779 DRAWING NO: 1734857		
SCALE: 1:1			SHEET 3 OF 4 REV B1		

4

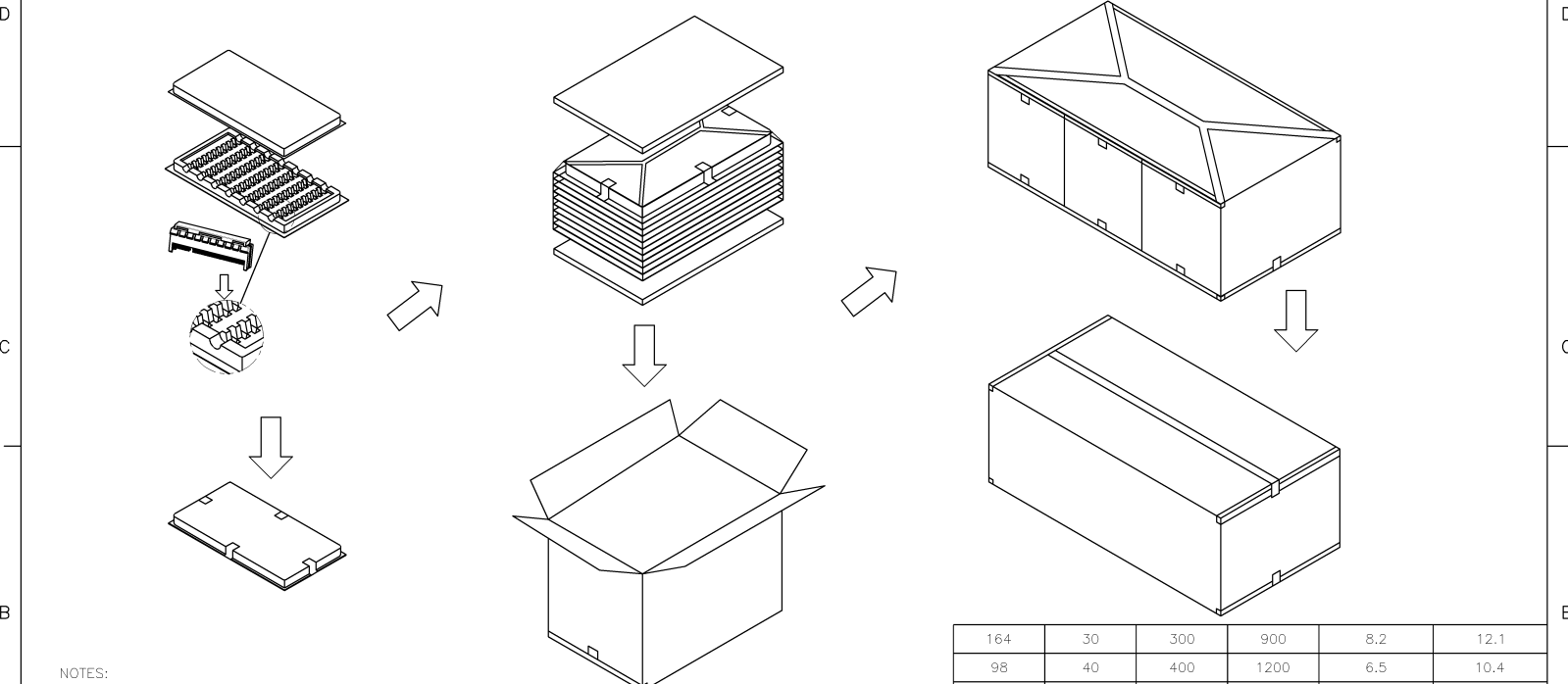
3

2

1

THIS DRAWING IS UNPUBLISHED. RELEASED FOR PUBLICATION
 © COPYRIGHT 2010 BY TYCO ELECTRONICS CORPORATION. ALL RIGHTS RESERVED.

LOC	DIST	REVISIONS				
P	LTR	DESCRIPTION	DATE	DWN	APVD	
		SEE SHEET 1.				



- NOTES:
1. TRAY : PVC, SIZE: 337mm(L) X 180mm(W) X 23.5mm(H).
 2. CARTON : CORRUGATED, SIZE: 353mm(L) X 199mm(W) X 223mm(H).
 3. CARTON TRANSPARENT BAG : PE, SIZE: 560mm(L) X 400mm(W) X 0.05mm(H).
 4. E.P.E SIZE: 336mm(L) X 182mm(W) X 8mm(H).
 5. BOX TRANSPARENT BAG : PE, SIZE: 600mm(L) X 590mm(W) X 0.06mm(H).
 6. BOX : CORRUGATED, SIZE: 603mm(L) X 371mm(W) X 240mm(H).
 7. QUANTITY: SEE TABL

164	30	300	900	8.2	12.1
98	40	400	1200	6.5	10.4
64	60	600	1800	7.2	11.1
36	70	700	2100	6.1	10.0
POS No.	PIECES PER TRAY	PIECES PER CARTON	PIECES PER BOX	NET WEIGHT (Kg)	GROSS WEIGHT (Kg)

THIS DRAWING IS A CONTROLLED DOCUMENT.

DIMENSIONS: mm	TOLERANCES UNLESS OTHERWISE SPECIFIED:	DWN	Tyco Electronics Corporation Taipei, Taiwan	
	0 PLC ± -	CHK	NAME	
	1 PLC ± 0.3	APVD	PCI EXPRESS CARD EDGE CONNECTOR STRADDLE MOUNT TYPE	
	2 PLC ± 0.2	PRODUCT SPEC	SIZE	CAGE CODE
	3 PLC ± 0.15	APPLICATION SPEC	A3	00779
	4 PLC ± -	WEIGHT	DRAWING NO. C-1734857	
MATERIAL	FINISH	CUSTOMER DRAWING	RESTRICTED TO	
			SCALE	SHEET 4 of 4
				REV B1