THIS DRAWING IS UNPUBLISHED. RELEASED FOR PUBLICATION -.-.-
© COPYRIGHT - BY TYCO ELECTRONICS CORPORATION. ALL RIGHTS RESERVED.

UOC	DIST
CM	0

REVISIONS

P	LTR	DESCRIPTION	DATE	DWN	APVD
	Y	ECO-07-012897	26JUN07	KW	DB
	Y1	REVISED PER ECO-09-023313	13OCT09	KK	AEG

1. MATERIAL:
   CONNECTOR: POLYESTER UL94V-0 (ORANGE).
   CONTACTS: 0.30 [.012] THK COPPER ALLOY.
2. CONTACT ACCEPT #18 AWG WIRE WITH 2.41 [.095] MAXIMUM INSULATION DIAMETER.
3. CONNECTOR MATES WITH 1.57±0.20 [.062±.008] THICK PC BOARD.
4. HOUSING FEATURES: CLOSED END, STANDARD MOUTH WITHOUT MOUNTING EARS.

5. CONTACT FINISH: BRIGHT TIN-LEAD 0.00203[.000080] MIN THK.

6. CONTACT FINISH: MATTE WHISKER MITIGATED TIN 0.00203[.000080] MIN THICKNESS OVER NICKEL UNDERPLATE.

7. OBSOLETE PARTS: OBSOLETE CIS STREAMLINING PER D.RENAUD/D.SINISI

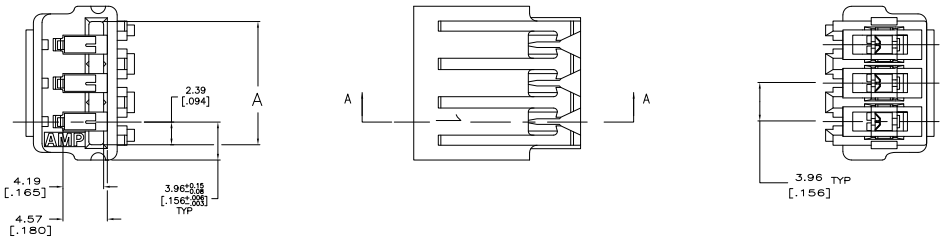

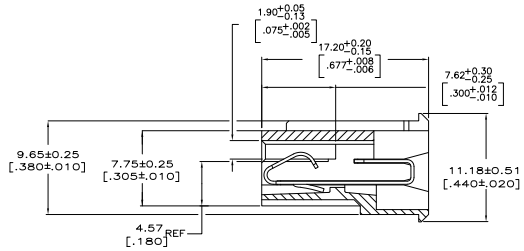

SECTION A–A

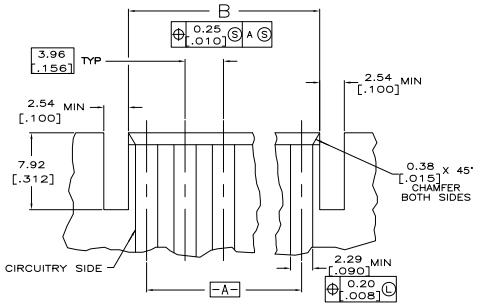

RECOMMENDED P.C. BOARD LAYOUT

	CONTACT FINISH	B	A	NO. OF CIRCUITS	PART NUMBER
	6	95.50 [3.760]	95.91 [3.776]	24	5-640859-4
		91.54 [3.604]	91.95 [3.620]	23	5-640859-3
		87.58 [3.448]	87.99 [3.464]	22	5-640859-2
		83.62 [3.292]	84.02 [3.308]	21	5-640859-1
		79.65 [3.136]	80.06 [3.152]	20	5-640859-0
		71.73 [2.824]	72.14 [2.840]	18	4-640859-8
		59.84 [2.356]	60.25 [2.372]	15	4-640859-5
		47.96 [1.888]	48.36 [1.904]	12	4-640859-2
		36.07 [1.420]	36.47 [1.436]	9	3-640859-9
		24.18 [.952]	24.59 [.968]	6	3-640859-6
		12.29 [.484]	12.70 [.500]	3	3-640859-3
SUPERSEDED 7	5	95.50 [3.760]	95.91 [3.776]	24	~~2-640859-4~~
		91.54 [3.604]	91.95 [3.620]	23	~~2-640859-3~~
		87.58 [3.448]	87.99 [3.464]	22	~~2-640859-2~~
		83.62 [3.292]	84.02 [3.308]	21	~~2-640859-1~~
		79.65 [3.136]	80.06 [3.152]	20	~~2-640859-0~~
		71.73 [2.824]	72.14 [2.840]	18	~~1-640859-8~~
		59.84 [2.356]	60.25 [2.372]	15	~~1-640859-5~~
		47.96 [1.888]	48.36 [1.904]	12	~~1-640859-2~~
		36.07 [1.420]	36.47 [1.436]	9	640859-9
SUPERSEDED 7		24.18 [.952]	24.59 [.968]	6	~~640859-6~~
		12.29 [.484]	12.70 [.500]	3	~~640859-3~~

THIS DRAWING IS A CONTROLLED DOCUMENT.

DIMENSIONS: mm [INCHES]

TOLERANCE UNLESS OTHERWISE SPECIFIED:
0 PLC ± –
1 PLC ± –
2 PLC ± 0.13 [.005]
3 PLC ± –
4 PLC ± –
ANGLES ± –

MATERIAL: SEE NOTE 1
FINISH: SEE NOTE 1

DR K. SALMON 10-23-91
DS R. SWING 10-23-91
APVD –
PRODUCT SPEC –
APPLICATION SPEC –
WEIGHT –

Tyco Electronics
Tyco Electronics Corporation
Harrisburg, Pa 17105-3608

NAME: MTA-156
CARD EDGE CONNECTOR ASSEMBLY, 18 AWG

SIZE A1 CAGE CODE 00779 DRAWING NO C-640859 RESTRICTED TO –

CUSTOMER DRAWING SCALE 5:1 SHEET 1 OF 1 REV Y1

METRIC

AMP 4805 REV 31MR2000

Downloaded from Elcodis.com electronic components distributor