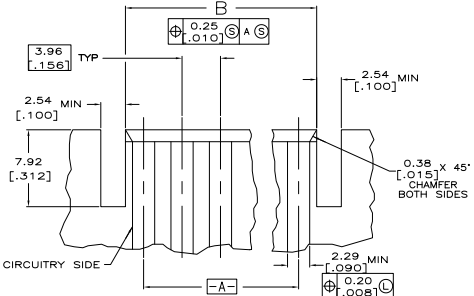
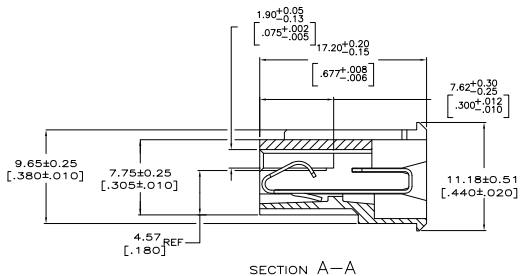
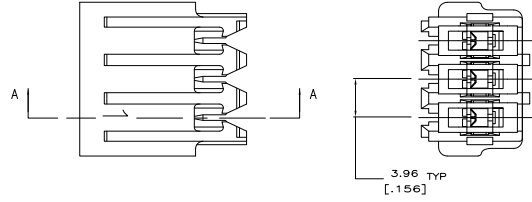
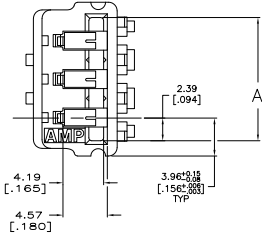


THIS DRAWING IS UNPUBLISHED. ALL RIGHTS RESERVED.  
 © 2005 BY TTI ELECTRONICS CORPORATION. ALL RIGHTS RESERVED.

| REV. NO. |    | DESCRIPTION |                          | DATE    | BY | APP'D |
|----------|----|-------------|--------------------------|---------|----|-------|
| 0        | CM | S           | ECO-07-012808            | 27AUG07 | KW | DB    |
|          |    | ST          | REVISE PER ECO-09-021510 | 16SEP09 | KK | AEG   |

- MATERIAL:  
CONNECTOR: POLYESTER UL94V-0 (ORANGE).  
CONTACTS: 0.30 [.012] THK COPPER ALLOY.
  - CONTACT ACCEPT #18 AWG WIRE WITH 2.41 [.095] MAXIMUM INSULATION DIAMETER.
  - CONNECTOR MATES WITH 1.57±0.20[.062±.008] THICK PC BOARD.
  - HOUSING FEATURES: FEED-THRU, STANDARD MOUTH WITHOUT MOUNTING EARS.
- △ CONTACT FINISH: BRIGHT TIN-LEAD 0.00203[.000080] MIN THK.  
 △ CONTACT FINISH: MATTE WHISKER MITIGATED TIN 0.00203[.000080] MIN THICKNESS OVER NICKEL UNDERPLATE.  
 △ OBSOLETE PARTS: OBSOLETE CIS STREAMLINING PER D.RENAUD/D.SINISI



△ SUPERCEDED

|               |               |    |            |
|---------------|---------------|----|------------|
| 95.50 [3.760] | 95.91 [3.776] | 24 | 5-641283-4 |
| 91.54 [3.604] | 91.95 [3.620] | 23 | 5-641283-3 |
| 87.58 [3.448] | 87.99 [3.464] | 22 | 5-641283-2 |
| 83.62 [3.292] | 84.02 [3.308] | 21 | 5-641283-1 |
| 79.65 [3.136] | 80.06 [3.152] | 20 | 5-641283-0 |
| 71.73 [2.824] | 72.14 [2.840] | 18 | 4-641283-8 |
| 59.84 [2.356] | 60.25 [2.372] | 15 | 4-641283-5 |
| 47.96 [1.888] | 48.36 [1.904] | 12 | 4-641283-2 |
| 36.07 [1.420] | 36.47 [1.436] | 9  | 3-641283-9 |
| 24.18 [.952]  | 24.59 [.968]  | 6  | 3-641283-6 |
| 12.29 [.484]  | 12.70 [.500]  | 3  | 3-641283-3 |
| 95.50 [3.760] | 95.91 [3.776] | 24 | 2-641283-4 |
| 91.54 [3.604] | 91.95 [3.620] | 23 | 2-641283-3 |
| 87.58 [3.448] | 87.99 [3.464] | 22 | 2-641283-2 |
| 83.62 [3.292] | 84.02 [3.308] | 21 | 2-641283-1 |
| 79.65 [3.136] | 80.06 [3.152] | 20 | 2-641283-0 |
| 71.73 [2.824] | 72.14 [2.840] | 18 | 1-641283-8 |
| 59.84 [2.356] | 60.25 [2.372] | 15 | 1-641283-5 |
| 47.96 [1.888] | 48.36 [1.904] | 12 | 1-641283-2 |
| 36.07 [1.420] | 36.47 [1.436] | 9  | 641283-9   |
| 24.18 [.952]  | 24.59 [.968]  | 6  | 641283-6   |
| 12.29 [.484]  | 12.70 [.500]  | 3  | 641283-3   |

| CONTACT FINISH  | B | A | NO. OF CIRCUITS | PART NUMBER |
|---|---|---|-----------------|-------------|
| THIS DRAWING IS A CONTROLLED DOCUMENT. DATE: 10-29-09 |   |   |                 |             |
| DRAWN BY: SALMON DATE: 10-29-07                       |   |   |                 |             |
| CHECKED BY: SIBING DATE: 10-29-07                     |   |   |                 |             |
| DESIGNED BY: DATE: 10-29-07                           |   |   |                 |             |
| APPROVED BY: DATE: 10-29-07                           |   |   |                 |             |
| DATE: 10-29-07  |   |   |                 |             |
| DRAWING NO: 00779                                     |   |   |                 |             |
| CUSTOMER DRAWING: 641283                              |   |   |                 |             |

