

**MATERIAL (INSULATOR/CONTACT)**  
**E = PBT/PHOSPHOR BRONZE**  
 OPERATING TEMP: -65°C TO +125°C  
 PROCESSING TEMP: 260°C FOR 10 SECS MAX  
**R = PPS/PHOSPHOR BRONZE**  
 OPERATING TEMP: -65°C TO +125°C  
 PROCESSING TEMP: 260°C FOR 120 SECS MAX  
**G = PA97/PHOSPHOR BRONZE**  
 OPERATING TEMP: -65°C TO +125°C  
 PROCESSING TEMP: 260°C FOR 120 SECS MAX  
**H = PBT/BERYLLIUM COPPER**  
 OPERATING TEMP: -65°C TO +125°C  
 PROCESSING TEMP: 260°C FOR 10 SECS MAX  
**A = PPS/BERYLLIUM COPPER**  
 OPERATING TEMP: -65°C TO +150°C  
 PROCESSING TEMP: 260°C FOR 120 SECS MAX  
**J = PA97/BERYLLIUM COPPER**  
 OPERATING TEMP: -65°C TO +150°C  
 PROCESSING TEMP: 260°C FOR 120 SECS MAX  
 (CONSULT FACTORY FOR OTHER MATERIALS)

**PART NUMBER CODING**

C --- DKR --- S ---

**MODIFICATION**  
 S1191 = .400 WIDE BODY TO ACCOMMODATE .093[2.36] PCB.  
 S1243 = .400 WIDE BODY TO ACCOMMODATE .062[1.57] PCB.

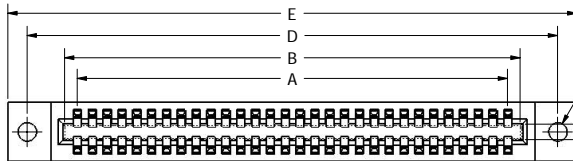
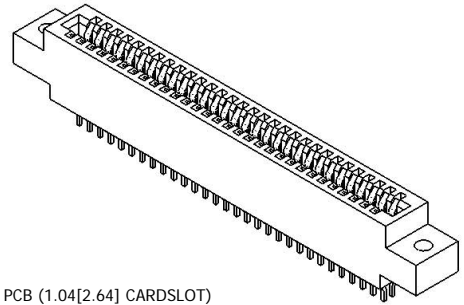
**MOUNTING STYLE**  
 H = .125" DIA. CLEARANCE HOLES  
 I = #4-40 THREADED INSERT (PAGE 2)  
 S = .125" DIA. SIDE MOUNTING (PAGE 2)  
 N = NO MOUNTING EARS (PAGE 2)

**NUMBER OF POSITIONS  
 (CONTACT PER ROW)**

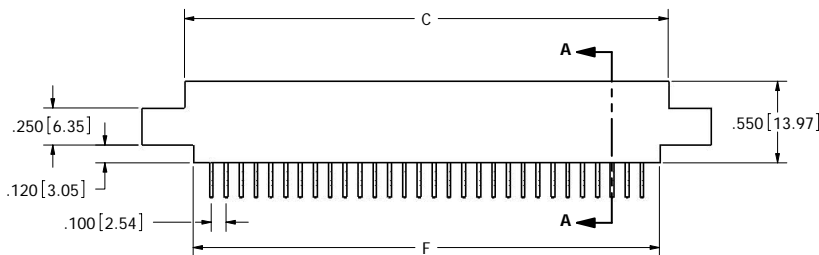
**PLATING**  
 ALL PLATINGS ARE LEAD FREE AND HAVE .00050" NICKEL UNDERPLATE

**CONTACT SURFACE TERMINATION**  
 B = .000010" GOLD .000100" PURE TIN, MATTE  
 C = .000030" GOLD .000100" PURE TIN, MATTE  
 Y = .000030" GOLD .000005" GOLD

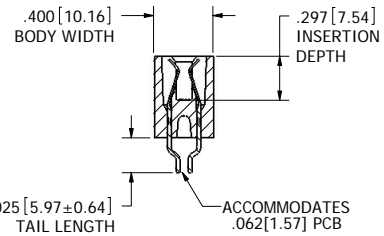
REVISIONS				
REV.	ECO. NO	DESCRIPTION	DATE	BY
A	1116	INITIAL RELEASE	8/10/2006	MNH
B	1509	ADD MATERIAL E & H, AND TABULATED MODIFICATION "S" NUMBER	10/25/2007	VJ



S1191 = .093[2.36] PCB (1.04[2.64] CARDSLOT)  
 S1243 = .062[1.57] PCB (.075[1.91] CARDSLOT)



--- C --- DKRH - S1191  
 --- C --- DKRH - S1243



SECTION A-A

**NOTES:**

- INSULATOR MATERIAL: SEE PART NUMBER CODING.
- CONTACT MATERIAL: SEE PART NUMBER CODING.
- PLATING: SEE PART NUMBER CODING.
- OPERATING TEMPERATURE: SEE PART NUMBER CODING.
- PROCESSING TEMP: SEE PART NUMBER CODING.
- UL FLAMMABILITY RATING: 94V-0
- VOLTAGE RATING: 600 VDC MINIMUM AT SEA LEVEL.
- CURRENT RATING: 3 AMP PER CONTACT.
- VOLTAGE DROP: 30 MILLI VOLT AT RATED CURRENT.
- INSULATION RESISTANCE: 5000 MEGA OHM.
- CONNECTOR IDENTIFICATION: THE PART SHALL BE MARKED WITH A PART NUMBER AND BARCODE.
- BOARD THICKNESS ACCOMMODATED: S1191 = .093[2.36], S1243 = .062[1.57].
- BOARD INSERTION FORCE: 16 OZ MAX PER CONTACT PAIR WHEN USING A .093[2.36] OR .062[1.57] TEST BLADE. INTERNAL INSPECTION TO BE PER SULLIN'S WORK INSTRUCTION W17.3-01.
- BOARD WITHDRAWAL FORCE: 1 OUNCE MINIMUM PER CONTACT PAIR USING .093[2.36] OR .062[1.57] PCB.
- MODIFICATION: SEE PART NUMBER CODING.

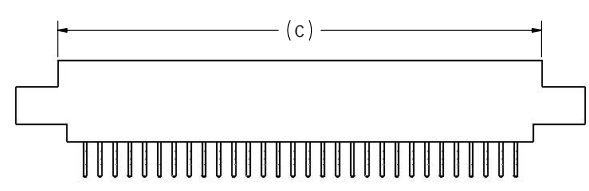


RoHS COMPLIANT

**CUSTOMER COPY**

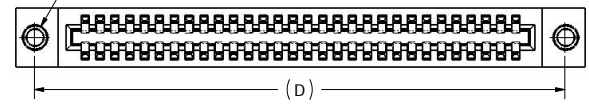
UNLESS OTHERWISE SPECIFIED: DIMENSIONS ARE IN INCHES(MM) TOLERANCES: ANGULAR: ± 1° XX = ± .02 [508] XXX = ± .005 [1270] XXXX = ± .0005 [1027] PARENTHETICAL INFORMATION IS FOR REFERENCE ONLY		DATE: 8/10/2006 NAME: MNH	<b>SULLIN ELECTRONICS</b> THE INFORMATION HEREIN CONTAINS PROPRIETARY INFORMATION OF SULLIN ELECTRONICS AND IS NOT TO BE REPRODUCED, USED OR DISCLOSED TO OTHERS FOR ANY PURPOSE EXCEPT AS SPECIFICALLY AUTHORIZED IN WRITING BY AN OFFICER OF SULLIN ELECTRONICS. DESCRIPTION: EDGE CARD, 100 CC, .062 & .093 PCB, HP PART NUMBER: --- C --- DKR --- S --- SIZE: C DWG. NO: C10808 SCALE: 2:1 SHEET 1 OF 2
INTERPRET DIMENSIONS AND GEOMETRIC TOLERANCING PER: ANSI Y14.5-1984		REV: B	

PART NUMBER	NO. OF POS.	INCHES							MILLIMETERS						
		A±.008	B±.008	C±.015	D±.010	E±.020	F±.015	A±0.20	B±0.20	C±0.38	D±0.25	E±0.51	F±0.38		
C06DKR -S	6	0.500	0.700	0.860	1.175	1.435	0.742	12.70	17.78	21.84	29.85	36.45	18.85		
C07DKR -S	7	0.600	0.800	0.960	1.275	1.535	0.842	15.24	20.32	24.38	32.39	38.99	21.39		
C08DKR -S	8	0.700	0.900	1.060	1.375	1.635	0.942	17.78	22.86	26.92	34.93	41.53	23.93		
C09DKR -S	9	0.800	1.000	1.160	1.475	1.735	1.042	20.32	25.40	29.46	37.47	44.07	26.47		
C10DKR -S	10	0.900	1.100	1.260	1.575	1.835	1.142	22.86	27.94	32.00	40.01	46.61	29.01		
C11DKR -S	11	1.000	1.200	1.360	1.675	1.935	1.242	25.40	30.48	34.54	42.55	49.15	31.55		
C12DKR -S	12	1.100	1.300	1.460	1.775	2.035	1.342	27.94	33.02	37.08	45.09	51.69	34.09		
C13DKR -S	13	1.200	1.400	1.560	1.875	2.135	1.442	30.48	35.56	39.62	47.63	54.23	36.63		
C14DKR -S	14	1.300	1.500	1.660	1.975	2.235	1.542	33.02	38.10	42.16	50.17	56.77	39.17		
C15DKR -S	15	1.400	1.600	1.760	2.075	2.335	1.642	35.56	40.64	44.70	52.71	59.31	41.71		
C16DKR -S	16	1.500	1.700	1.860	2.175	2.435	1.742	38.10	43.18	47.24	55.25	61.85	44.25		
C17DKR -S	17	1.600	1.800	1.960	2.275	2.535	1.842	40.64	45.72	49.78	57.79	64.39	46.79		
C18DKR -S	18	1.700	1.900	2.060	2.375	2.635	1.942	43.18	48.26	52.32	60.33	66.93	49.33		
C19DKR -S	19	1.800	2.000	2.160	2.475	2.735	2.042	45.72	50.80	54.86	62.87	69.47	51.87		
C20DKR -S	20	1.900	2.100	2.260	2.575	2.835	2.142	48.26	53.34	57.40	65.41	72.01	54.41		
C21DKR -S	21	2.000	2.200	2.360	2.675	2.935	2.242	50.80	55.88	59.94	67.95	74.55	56.95		
C22DKR -S	22	2.100	2.300	2.460	2.775	3.035	2.342	53.34	58.42	62.48	70.49	77.09	59.49		
C23DKR -S	23	2.200	2.400	2.560	2.875	3.135	2.442	55.88	60.96	65.02	73.03	79.63	62.03		
C24DKR -S	24	2.300	2.500	2.660	2.975	3.235	2.542	58.42	63.50	67.56	75.57	82.17	64.57		
C25DKR -S	25	2.400	2.600	2.760	3.075	3.335	2.642	60.96	66.04	70.10	78.11	84.71	67.11		
C26DKR -S	26	2.500	2.700	2.860	3.175	3.435	2.742	63.50	68.58	72.64	80.65	87.25	69.65		
C27DKR -S	27	2.600	2.800	2.960	3.275	3.535	2.842	66.04	71.12	75.18	83.19	89.79	72.19		
C28DKR -S	28	2.700	2.900	3.060	3.375	3.635	2.942	68.58	73.66	77.72	85.73	92.33	74.73		
C29DKR -S	29	2.800	3.000	3.160	3.475	3.735	3.042	71.12	76.20	80.26	88.27	94.87	77.27		
C30DKR -S	30	2.900	3.100	3.260	3.575	3.835	3.142	73.66	78.74	82.80	90.81	97.37	79.77		
C31DKR -S	31	3.000	3.200	3.360	3.675	3.935	3.242	76.20	81.28	85.34	93.35	99.85	82.35		
C32DKR -S	32	3.100	3.300	3.460	3.775	4.035	3.342	78.74	83.82	87.88	95.89	102.49	84.89		
C33DKR -S	33	3.200	3.400	3.560	3.875	4.135	3.442	81.28	86.36	90.42	98.43	105.03	87.43		
C34DKR -S	34	3.300	3.500	3.660	3.975	4.235	3.542	83.82	88.90	92.96	100.97	107.57	89.97		
C35DKR -S	35	3.400	3.600	3.760	4.075	4.335	3.642	86.36	91.44	95.50	103.51	110.11	92.51		
C36DKR -S	36	3.500	3.700	3.860	4.175	4.435	3.742	88.90	93.98	98.04	106.05	112.65	95.05		
C37DKR -S	37	3.600	3.800	3.960	4.275	4.535	3.842	91.44	96.52	100.58	108.59	115.19	97.59		
C38DKR -S	38	3.700	3.900	4.060	4.375	4.635	3.942	93.98	99.06	103.12	111.13	117.73	100.13		
C39DKR -S	39	3.800	4.000	4.160	4.475	4.735	4.042	96.52	101.60	105.66	113.67	120.27	102.67		
C40DKR -S	40	3.900	4.100	4.260	4.575	4.835	4.142	99.06	104.14	108.20	116.21	122.81	105.21		
C41DKR -S	41	4.000	4.200	4.360	4.675	4.935	4.242	101.60	106.68	110.74	118.75	125.35	107.75		
C42DKR -S	42	4.100	4.300	4.460	4.775	5.035	4.342	104.14	109.22	113.28	121.29	127.89	110.29		
C43DKR -S	43	4.200	4.400	4.560	4.875	5.135	4.442	106.68	111.76	115.82	123.83	130.43	112.83		
C44DKR -S	44	4.300	4.500	4.660	4.975	5.235	4.542	109.22	114.30	118.36	126.37	132.97	115.37		
C45DKR -S	45	4.400	4.600	4.760	5.075	5.335	4.642	111.76	116.84	120.90	128.91	135.51	117.91		
C46DKR -S	46	4.500	4.700	4.860	5.175	5.435	4.742	114.30	119.38	123.44	131.45	138.05	120.45		
C47DKR -S	47	4.600	4.800	4.960	5.275	5.535	4.842	116.84	121.92	125.98	133.99	140.59	122.99		
C48DKR -S	48	4.700	4.900	5.060	5.375	5.635	4.942	119.38	124.46	128.52	136.53	143.13	125.53		
C49DKR -S	49	4.800	5.000	5.160	5.475	5.735	5.042	121.92	127.00	131.06	139.07	145.67	128.07		
C50DKR -S	50	4.900	5.100	5.260	5.575	5.835	5.142	124.46	129.54	133.60	141.61	148.21	130.61		
C51DKR -S	51	5.000	5.200	5.360	5.675	5.935	5.242	127.00	132.08	136.14	144.15	150.75	133.15		
C52DKR -S	52	5.100	5.300	5.460	5.775	6.035	5.342	129.54	134.62	138.68	146.69	153.29	135.69		
C53DKR -S	53	5.200	5.400	5.560	5.875	6.135	5.442	132.08	137.16	141.22	149.23	155.83	138.23		
C54DKR -S	54	5.300	5.500	5.660	5.975	6.235	5.542	134.62	139.70	143.76	151.77	158.37	140.77		
C55DKR -S	55	5.400	5.600	5.760	6.075	6.335	5.642	137.16	142.24	146.30	154.31	160.91	143.31		
C56DKR -S	56	5.500	5.700	5.860	6.175	6.435	5.742	139.70	144.78	148.84	156.85	163.45	145.85		
C57DKR -S	57	5.600	5.800	5.960	6.275	6.535	5.842	142.24	147.32	151.38	159.39	165.99	148.39		
C58DKR -S	58	5.700	5.900	6.060	6.375	6.635	5.942	144.78	149.86	153.92	161.93	168.53	150.93		
C59DKR -S	59	5.800	6.000	6.160	6.475	6.735	6.042	147.32	152.40	156.46	164.47	171.07	153.47		
C60DKR -S	60	5.900	6.100	6.260	6.575	6.835	6.142	149.86	154.94	159.00	167.01	173.61	156.01		
C61DKR -S	61	6.000	6.200	6.360	6.675	6.935	6.242	152.40	157.48	161.54	169.55	176.15	158.55		
C62DKR -S	62	6.100	6.300	6.460	6.775	7.035	6.342	154.94	160.02	164.08	172.09	178.69	161.09		
C63DKR -S	63	6.200	6.400	6.560	6.875	7.135	6.442	157.48	162.56	166.62	174.63	181.23	163.63		
C64DKR -S	64	6.300	6.500	6.660	6.975	7.235	6.542	160.02	165.10	169.16	177.17	183.77	166.17		
C65DKR -S	65	6.400	6.600	6.760	7.075	7.335	6.642	162.56	167.64	171.70	179.71	186.31	168.71		
C66DKR -S	66	6.500	6.700	6.860	7.175	7.435	6.742	165.10	170.18	174.24	182.25	188.85	171.25		
C67DKR -S	67	6.600	6.800	6.960	7.275	7.535	6.842	167.64	172.72	176.78	184.79	191.39	173.79		
C68DKR -S	68	6.700	6.900	7.060	7.375	7.635	6.942	170.18	175.26	179.32	187.33	193.93	176.33		
C69DKR -S	69	6.800	7.000	7.160	7.475	7.735	7.042	172.72	177.80	181.86	189.87	196.47	178.87		
C70DKR -S	70	6.900	7.100	7.260	7.575	7.835	7.142	175.26	180.34	184.40	192.41	199.01	181.41		



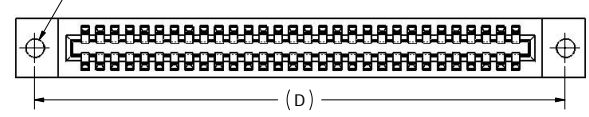
-- C -- DKRN - S1191  
-- C -- DKRN - S1243

2X #4-40  
THREADED  
INSERTS



-- C -- DKRI - S1191  
-- C -- DKRI - S1243

4X Ø.125 [3.18]



±.245 [6.22]

-- C -- DKRS - S1191  
-- C -- DKRS - S1243

### CUSTOMER COPY



RoHS COMPLIANT

UNLESS OTHERWISE SPECIFIED:  
DIMENSIONS ARE IN INCHES(MM)  
TOLERANCES:  
ANGULAR: ± 1°  
XX±.02 [508]  
XXX±.005 [1270]  
XXXX±.0005 [10127]  
PARENTHEetical INFORMATION IS FOR REFERENCE ONLY

INTERPRET DIMENSIONS AND GEOMETRIC TOLERANCING PER: ANSI Y14.5-1984

DATE	NAME	<b>SULLINS ELECTRONICS</b> THE INFORMATION HEREIN CONTAINS PROPRIETARY INFORMATION OF SULLINS ELECTRONICS AND IS NOT TO BE REPRODUCED, USED OR DISCLOSED TO OTHERS FOR ANY PURPOSE EXCEPT AS SPECIFICALLY AUTHORIZED IN WRITING BY AN OFFICER OF SULLINS ELECTRONICS.
08/10/2006	MNH	
DRAWN: 08/10/2006		EDGE CARD, 100 CC, .062 & .093 PCB, HP PART NUMBER -- C -- DKR -- S -- SIZE: C DWG. NO.: C10808 SCALE: 2:1
SHEET 2 OF 2		REV: B