

MATERIAL (INSULATOR/CONTACT)
E = PBT/PHOSPHOR BRONZE
 OPERATING TEMP: -65°C TO +125°C
 PROCESSING TEMP: 260°C FOR 10 SECS MAX
R = PPS/PHOSPHOR BRONZE
 OPERATING TEMP: -65°C TO +125°C
 PROCESSING TEMP: 260°C FOR 120 SECS MAX
G = PA9T/PHOSPHOR BRONZE
 OPERATING TEMP: -65°C TO +125°C
 PROCESSING TEMP: 260°C FOR 120 SECS MAX
H = PBT/BERYLLIUM COPPER
 OPERATING TEMP: -65°C TO +125°C
 PROCESSING TEMP: 260°C FOR 10 SECS MAX
A = PPS/BERYLLIUM COPPER
 OPERATING TEMP: -65°C TO +150°C
 PROCESSING TEMP: 260°C FOR 120 SECS MAX
J = PA9T/BERYLLIUM COPPER
 OPERATING TEMP: -65°C TO +150°C
 PROCESSING TEMP: 260°C FOR 120 SECS MAX
 (CONSULT FACTORY FOR OTHER MATERIALS)

PART NUMBER CODING

C DKS -S

MODIFICATION
 S1191 = .400 WIDE BODY TO ACCOMMODATE .093[2.36] PCB.
 S1243 = .400 WIDE BODY TO ACCOMMODATE .062[1.57] PCB.

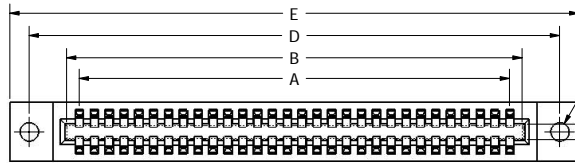
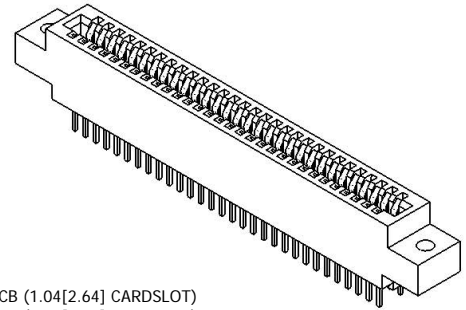
MOUNTING STYLE
 H = .125" DIA. CLEARANCE HOLES
 I = #4-40 THREADED INSERT (PAGE 2)
 S = .125" DIA. SIDE MOUNTING (PAGE 2)
 N = NO MOUNTING EARS (PAGE 2)

**NUMBER OF POSITIONS
 (CONTACT PER ROW)**

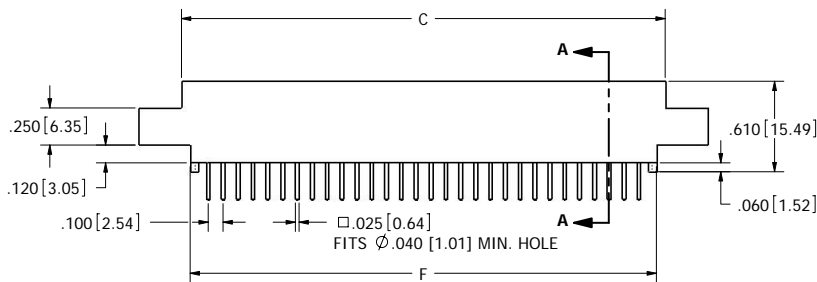
PLATING
 ALL PLATINGS ARE LEAD FREE AND HAVE .00050" NICKEL UNDERPLATE

CONTACT SURFACE	TERMINATION
B = .000010" GOLD	.000100" PURE TIN, MATTE
C = .000030" GOLD	.000100" PURE TIN, MATTE
Y = .000030" GOLD	.000005" GOLD

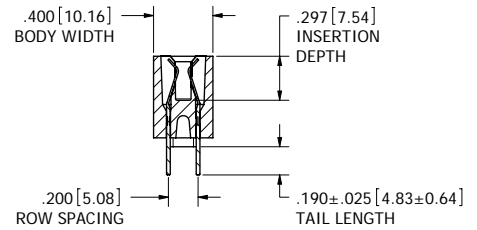
REVISIONS				
REV.	ECO. NO	DESCRIPTION	DATE	BY
A	1116	INITIAL RELEASE	8/10/2006	MNH
B	1509	ADD MATERIAL E & H, AND TABULATED MODIFICATION "S" NUMBER	10/25/2007	VJ



2X Ø.125 [3.18]
 S1191 = .093[2.36] PCB (1.04[2.64] CARDSLOT)
 S1243 = .062[1.57] PCB (.075[1.91] CARDSLOT)



--- C --- DKSH - S1191
 --- C --- DKSH - S1243



SECTION A-A

NOTES:

- INSULATOR MATERIAL: SEE PART NUMBER CODING.
- CONTACT MATERIAL: SEE PART NUMBER CODING.
- PLATING: SEE PART NUMBER CODING.
- OPERATING TEMPERATURE: SEE PART NUMBER CODING.
- PROCESSING TEMP: SEE PART NUMBER CODING.
- UL FLAMMABILITY RATING: 94V-0
- VOLTAGE RATING: 600 VDC MINIMUM AT SEA LEVEL.
- CURRENT RATING: 3 AMP PER CONTACT.
- VOLTAGE DROP: 30 MILLI VOLT AT RATED CURRENT.
- INSULATION RESISTANCE: 5000 MEGA OHM.
- CONNECTOR IDENTIFICATION: THE PART SHALL BE MARKED WITH A PART NUMBER AND BARCODE.
- BOARD THICKNESS ACCOMMODATED: S1191 = .093[2.36], S1243 = .062[1.57].
- BOARD INSERTION FORCE: 16 OZ MAX PER CONTACT PAIR WHEN USING A .093[2.36] OR .062[1.57] TEST BLADE. INTERNAL INSPECTION TO BE PER SULLIN'S WORK INSTRUCTION W17.3-01.
- BOARD WITHDRAWAL FORCE: 1 OUNCE MINIMUM PER CONTACT PAIR USING .093[2.36] OR .062[1.57] PCB.
- MODIFICATION: SEE PART NUMBER CODING.



RoHS COMPLIANT

CUSTOMER COPY

UNLESS OTHERWISE SPECIFIED: DIMENSIONS ARE IN INCHES(MM) TOLERANCES: ANGULAR: ± 1° XX = ± .02 [508] XXX = ± .005 [1270] XXXX = ± .0005 [1272] PARENTHETICAL INFORMATION IS FOR REFERENCE ONLY		DATE: 8/10/2006 NAME: MNH	SULLIN ELECTRONICS DESCRIPTION: EDGE CARD, 100 CC, .062 & .093 PCB, HP PART NUMBER: --- C --- DKS --- S --- SIZE: C DWG. NO: C10806 REV: B SCALE: 2:1 SHEET 1 OF 2
INTERPRET DIMENSIONS AND GEOMETRIC TOLERANCING PER: ANSI Y14.5-1984			

