




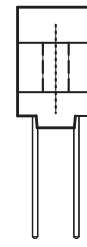
.100" [2.54 mm] Contact Centers, .610" [15.49 mm] Profile, .400" [10.16 mm] Wide Body for .062" or .093" Mating PCB, Dip Solder/Wire Wrap/Right Angle/Card Extender

SPECIFICATIONS

- Accommodates .062" ± .008 [1.57 ± .20] or .093" ± .008" [2.36 ± .20] PC board
- PPS, PBT or PA9T insulator
- 3 amp current rating per contact
- 30 milli ohm maximum at rated current



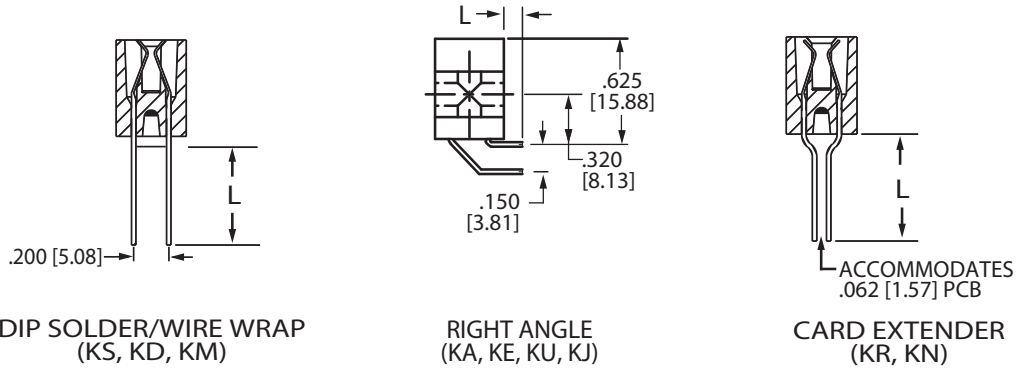
READOUT



DUAL (D)

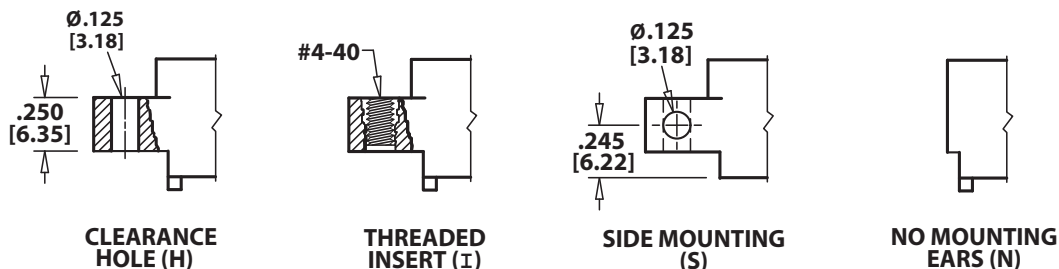
Sullins Edgecards

TERMINATION TYPE



TERMINATION	TERMINATION TYPE	POST LENGTH L ±.025 [.64]	FITS MIN. HOLE SIZE	STANDOFF
KD	DIP SOLDER	.160 [4.06]	.043 [1.09]	YES
KS	DIP SOLDER	.190 [4.83]	.040 [1.02]	YES
KM	WIRE WRAP	.560 [14.22]	.040 [1.02]	YES
KA	RIGHT ANGLE	.100 [2.54]	.043 [1.09]	NO
KE	RIGHT ANGLE	.180 [4.57]	.043 [1.09]	NO
KU	RIGHT ANGLE	.250 [6.35]	.043 [1.09]	NO
KJ	RIGHT ANGLE	.500 [12.70]	.043 [1.09]	NO
KR	CARD EXTENDER	.235 [5.97]	N/A	NO
KN	CARD EXTENDER	.605 [15.37]	N/A	NO

MOUNTING STYLE





.100" [2.54 mm] Contact Centers, .610" [15.49 mm] Profile, .400" [10.16 mm] Wide Body for .062" or .093" Mating PCB, Dip Solder/Wire Wrap/Right Angle/Card Extender

Sullins Edgecards

PART NUMBER CODING

MATERIALS (Insulator /Contact)

- E = PBT/Phosphor Bronze
- R = PPS/Phosphor Bronze
- G = PA9T/Phosphor Bronze
- H = PBT/Beryllium Copper
- A = PPS/Beryllium Copper
- J = PA9T/Beryllium Copper
- (Consult Factory for Other Materials)

CONTACT FINISH - RoHS Compliant

All platings are Lead Free and have .000050" Nickel underplate

	Contact Surface	Termination
B =	.000010" Gold	.000100" Pure Tin, Matte
C =	.000030" Gold	.000100" Pure Tin, Matte
Y =	.000030" Gold	.000005" Gold

CONTACT CENTERS

C = .100" [2.54mm]

NUMBER OF CONTACT POSITIONS

See Chart Below

A B C 30 D KE H - S1191

MODIFICATION CODE (Consult Factory)

- S1243 = For .062" ± .008 [1.57" ± .20] PCB
- S1191 = For .093" ± .008" [2.36 ± .20] PCB

MOUNTING STYLE (Opposite Page)

- H = Clearance Holes
- I = Threaded Inserts
- S = Side Mounting
- N = No Mounting

TERMINATION TYPE (Opposite Page)

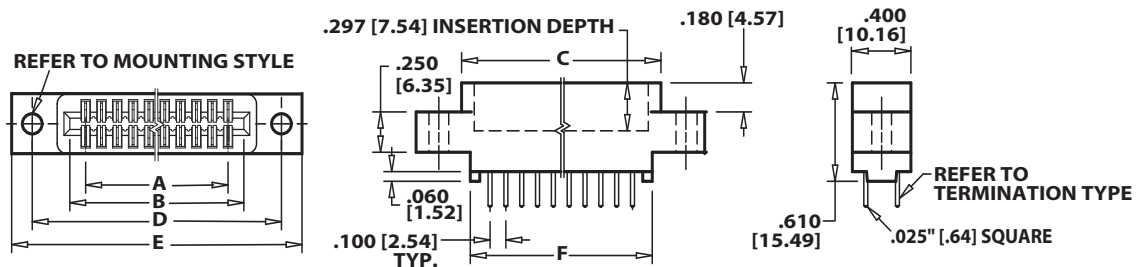
- KD, KS = .025" [.64] Square Dip Solder
- KM = .025" [.64] Square Wire Wrap
- KA, KE, KU, KJ = .025" [.64mm] Square Right Angle
- KN, KR = .025" [.64mm] Square Card Extender

READOUT (Opposite Page)

D = Dual

DIMENSIONS

Dimensions in [] are in millimeters, all others are in inches.



Tolerances with PPS Insulator Material may vary slightly due to shrinkage differential: Consult Factory.

POSITIONS/ CONTACTS	INCHES						[MILLIMETERS]					
	A±.008	B±.012	C±.015	D±.010	E±.020	F±.015	A±0.20	B±0.30	C±0.38	D±0.25	E±0.51	F±0.38
06/12*	0.500	0.700	0.860	1.175	1.435	0.742	12.70	17.78	21.84	29.85	36.45	18.85
07/14*	0.600	0.800	0.960	1.275	1.535	0.842	15.24	20.32	24.38	32.39	38.99	21.39
08/16*	0.700	0.900	1.060	1.375	1.635	0.942	17.78	22.86	26.92	34.93	41.53	23.93
10/20*	0.900	1.100	1.260	1.575	1.835	1.142	22.86	27.94	32.00	40.01	46.61	29.01
12/24*	1.100	1.300	1.460	1.775	2.035	1.342	27.94	33.02	37.08	45.09	51.69	34.09
13/26*	1.200	1.400	1.560	1.875	2.135	1.442	30.48	35.56	39.62	47.63	54.23	36.63
15/30	1.400	1.600	1.760	2.075	2.335	1.642	35.56	40.64	44.70	52.71	59.31	41.71
17/34*	1.600	1.800	1.960	2.275	2.535	1.842	40.64	45.72	49.78	57.79	64.39	46.79
18/36*	1.700	1.900	2.060	2.375	2.635	1.942	43.18	48.26	52.32	60.33	66.93	49.33
20/40	1.900	2.100	2.260	2.575	2.835	2.142	48.26	53.34	57.40	65.41	72.01	54.41
22/44	2.100	2.300	2.460	2.775	3.035	2.342	53.34	58.42	62.48	70.49	77.09	59.49
24/48*	2.300	2.500	2.660	2.975	3.235	2.542	58.42	63.50	67.56	75.57	82.17	64.57
25/50*	2.400	2.600	2.760	3.075	3.335	2.642	60.96	66.04	70.10	78.11	84.71	67.11
28/56*	2.700	2.900	3.060	3.375	3.635	2.942	68.58	73.66	77.72	85.73	92.33	74.73
30/60	2.900	3.100	3.260	3.575	3.835	3.142	73.66	78.74	82.80	90.81	97.41	79.81
31/62*	3.000	3.200	3.360	3.675	3.935	3.242	76.20	81.28	85.34	93.35	99.95	82.35
35/70*	3.400	3.600	3.760	4.075	4.335	3.642	86.36	91.44	95.50	103.51	110.11	92.51
36/72*	3.500	3.700	3.860	4.175	4.435	3.742	88.90	93.98	98.04	106.05	112.65	95.05
40/80*	3.900	4.100	4.260	4.575	4.835	4.142	99.06	104.14	108.20	116.21	122.81	105.21
43/86	4.200	4.400	4.560	4.875	5.135	4.442	106.68	111.76	115.82	123.83	130.43	112.83
44/88*	4.300	4.500	4.660	4.975	5.235	4.542	109.22	114.30	118.36	126.37	132.97	115.37
49/98*	4.800	5.000	5.160	5.475	5.735	5.042	121.92	127.00	131.06	139.07	145.67	128.07
50/100	4.900	5.100	5.260	5.575	5.835	5.142	124.46	129.54	133.60	141.61	148.21	130.61
55/110	5.400	5.600	5.760	6.075	6.335	5.642	137.16	142.24	146.30	154.31	160.91	143.31
60/120*	5.900	6.100	6.260	6.575	6.835	6.142	149.86	154.94	159.00	167.01	173.61	156.01
61/122*	6.000	6.200	6.360	6.675	6.935	6.242	152.40	157.48	161.54	169.55	176.15	158.55
65/130*	6.400	6.600	6.760	7.075	7.335	6.642	162.56	167.64	171.70	179.71	186.31	168.71
70/140	6.900	7.100	7.260	7.575	7.835	7.142	175.26	180.34	184.40	192.41	199.01	181.41

* Consult Factory For Availability