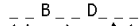


F9J-G-CBG				
F9J"	97C"BC	89G7F-DH-CB	85H9	6M
7	-,.)	F98F5K #F9J-G9"5@5J5-@56@9A C1 BHB: G 58898	\$ (#&#*"	AB<
8	% (*	58898 A 9HF =7 8-A 9BG-CBG2H5G1 @5H98 A 5H9F -5@G	\$* #%- #5+	5G?
9	% %	588 <6 H9FA -B5H-CB21 D85H9 @5M1 H	- (#) #SS,	5G?

### PART NUMBER CODING



#### MATERIAL (INSULATOR/CONTACT)

- E = BLACK, PBT/PHOSPHOR BRONZE**  
OPERATING TEMP: -65°C TO +125°C  
PROCESSING TEMP: 260°C FOR 10 SECS MAX
- R = BLACK, PPS/PHOSPHOR BRONZE**  
OPERATING TEMP: -65°C TO +125°C  
PROCESSING TEMP: 260°C FOR 120 SECS MAX
- G = BLACK, PA9T/PHOSPHOR BRONZE**  
OPERATING TEMP: -65°C TO +125°C  
PROCESSING TEMP: 260°C FOR 120 SECS MAX
- H = BLACK, PBT/BERYLLIUM COPPER**  
OPERATING TEMP: -65°C TO +125°C  
PROCESSING TEMP: 260°C FOR 10 SECS MAX
- A = BLACK, PPS/BERYLLIUM COPPER**  
OPERATING TEMP: -65°C TO +150°C  
PROCESSING TEMP: 260°C FOR 120 SECS MAX
- J = BLACK, PA9T/BERYLLIUM COPPER**  
OPERATING TEMP: -65°C TO +150°C  
PROCESSING TEMP: 260°C FOR 120 SECS MAX  
(CONSULT FACTORY FOR OTHER MATERIALS)

#### MOUNTING STYLE

- D = .250" EARS, FLUSH MOUNTING
- N = NO MOUNTING EARS
- A = SIDE MOUNTING WITH #4-40 THREADED INSERTS
- R = NO MOUNTING EARS, WITH BOARD LOCKS
- S = SIDE MOUNTING
- T = .250" EARS, FLUSH MOUNTING WITH #4-40 THD INSERTS

#### TERMINATION TYPE

- HA = .100" [2.54 mm] STAGGERED DIP SOLDER, .050" CENTERS
- HB = .170" [4.32 mm] STAGGERED DIP SOLDER, .050" CENTERS

#### NUMBER OF POSITIONS

#### PLATING

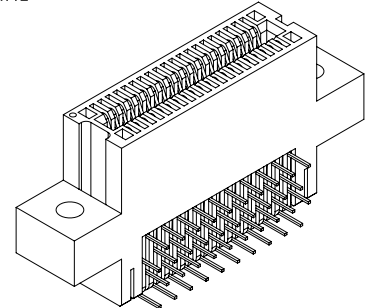
ALL PLATINGS ARE LEAD FREE AND HAVE .000050" NICKEL UNDERPLATE

#### CONTACT SURFACE

- B = .000010" GOLD
- C = .000030" GOLD

#### TERMINATION

- .000100" PURE TIN, MATTE
- .000100" PURE TIN, MATTE



BCH9G

```

% A 5H9F -5@C
5" -BG1 @5HCF, G99 D5FHBI A 69F 7C8-B; "
6" -7CBH57H G99 D5FHBI A 69F 7C8-B; "
7" -D@5HB; G99 D5FHBI A 69F 7C8-B; "
&" H<9FA5@
5" -CD9F5H-B; H9A D9F5H F9 G99 D5FHBI A 69F 7C8-B; "
6" -DFC79CG-B; H9A D G99 D5FHBI A 69F 7C8-B; "
7" -I @; @5AA 56-@HMF5H-B; - (J)!$
'" 9@97HF -75@
5" 8-9@97HF -7 K -H<GH5B8-B; J C@H5; 9 A5H98 7CBB97HCF AI GH9L<-6HBC 9J -89B79C;
6F9528CK BZ; @5C-CJ 9FzCF 89H9F-CF5H-CB; FCA 5B 5DD@98 J C@H5; 9 C; " $$ J 57 fl 5@ 9'
<5G 699B 89F5H98z FAG*$ <nK <9B H9GH98 -B 577CF85B79K -H< A=@GH8!% ((ZA 9H<C8'
'$S% 8I F5H-CB; C: 5DD@75H-CB G<5@69) G97GA-B"
6" -BG @5H-CB F9G-GH5B79 HFL ) Z$$ A 9 C-A G 4 ) $$ J C @H5; K <9B H9GH98 -B'
577CF85B79K -H< A=@GH8!% ((ZA 9H<C8' $$ 4 @) 7"
7" 7CBH57H F9G-GH5B79; $ A -@C<A A5L 5HF5H98 7I FF9BH K <9B H9GH98 D9F A=@GH8!&$&z
A 9H<C8' $+ 4 @) 7+; 7"
8" 7I FF9BH F5H-B; %5A D D9F 7CBH57H"
(" A 97<5B-75@
5" 7CBB97HCF -89BH- =75H-CB; H<9D5FH G<5@69A 5F?98 K -H< 5' @CH 7C89 5G 5'A -B-A I A"
= GD579 D9FA HGC 5@C A 5F? D5FH K -H< G' @BG K 96G-H9Z 5B8 D5FH BI A 69F"
6" 8I F56-@HIM) $$ 7M @9G A-B-A I A"
7" 6C5F8 H<=?B9GG 577CA A C85H98. "$* &+ "$$ -
8" 6C5F8 -BG9F H-CB; CF 79. % CNA 5L D9F 7CBH57H D5-F K <9B I G-B; 5 "$* &' H9GH 6@89"
-BH9F B5@ -BGD97H-CB HC 69 D9F G' @B @K CF? -BGHF I 7H-CB K %! "$%
9" 6C5F8 K -H<8F5K 5@; CF 79. %CI B79 A -B-A I A' D9F 7CBH57H D5-F I G-B; "$* &' D76"

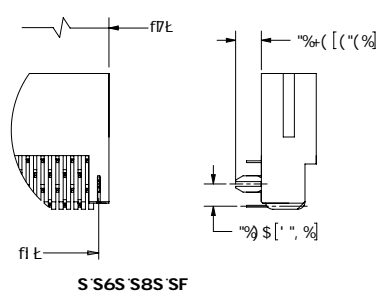
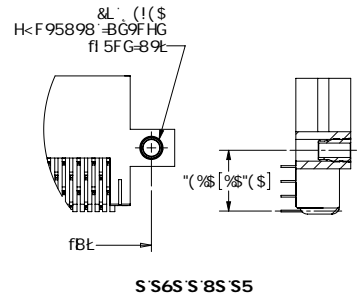
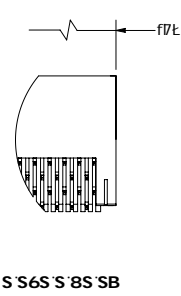
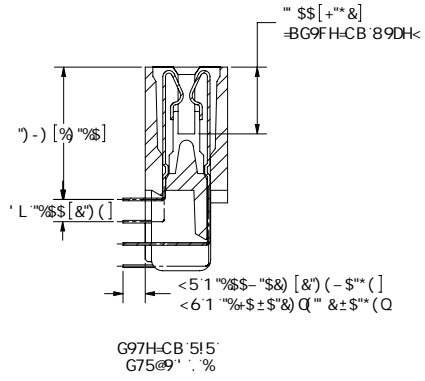
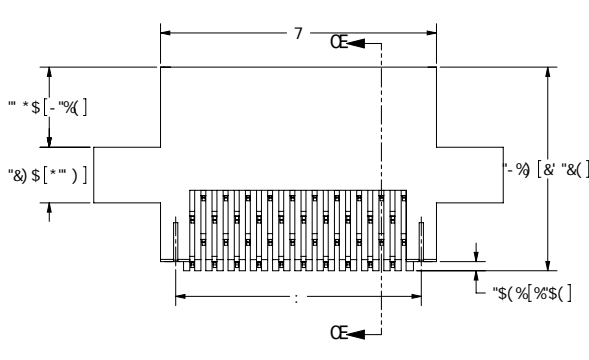
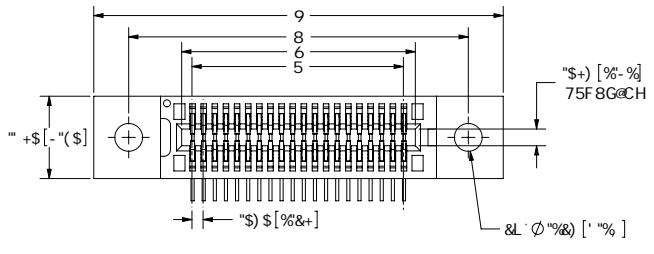
```



Tc < G7CA D @5BH

### 7I GHCA 9F 7CDM

1 B 4KGC H-9K -G7CD97 -98. 8 A 9BGC BGSF9 B 87 <9CA A Q HC @F 5B7 9C 5B: H 5F 4' S1 TLL1 + 3S D S Q TLLL1 + 3S) 98A-SQ TLLL1 + 3SS) DS8A-Q Q F: 5 7 9 -B 4c - " EU F9L C 9 5 9 8 8 F F G 5 8 8 G 5 F D 9 8: 9C 5 8 A 5 L	B5H BSA 9 BSA 9	TDP	
	D5FHBI A 69F S 56S 58S S 52TB <528 <6L		
BHFDF9HB A 9BGC BGSBB: 9C A 9F 7 HC @F 5B7 B: D9F 5BG(M) A 1%- (		GND <b>7</b> BK: " BC"	F9J OFEJF O
G7 5 49: % G-99H9C: "			



71 GHCA 9F 7CDM



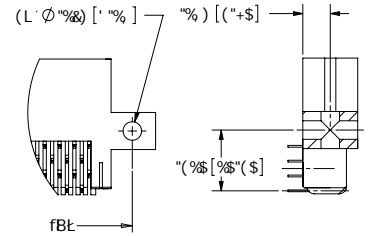
<b>SULLINS</b> CONNECTOR SOLUTIONS	
00000000000000000000	
D5FHBI A 6F	
S 56S S8S S' S2FB < 528 < 6L	
GAP	BC
7	0FEEJF
G7 5 49: & %	G-99H&C

Tc<G 7CA D@5BH

ACI BHB; GHM9G  
FD99 D5: 9' : CF 588-HCB5@ACI BHB: GHM9GL

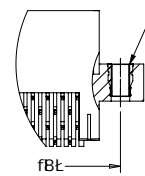
:49B5A 9 7 PBcW a Ybqubx Dm] p5b&PBY3,rc4PD8A IK 4P7 3&S- 92S 56S S8S S' S2FB < 528 < 6L DF 4H 78&M&M&S.

PART NUMBER	NO OF POSITIONS	A±.005[0.13]		B±.005[0.13]		C±.015[0.38]		D±.010[0.25]		E±.020[0.51]		F±.010[0.25]	
		IN	MM	IN	MM	IN	MM	IN	MM	IN	MM	IN	MM
B05D	5	0.200	5.08	0.300	7.62	0.490	12.45	0.776	19.71	1.090	27.69	0.350	8.89
B06D	6	0.250	6.35	0.350	8.89	0.540	13.72	0.826	20.98	1.140	28.96	0.400	10.16
B09D	9	0.400	10.16	0.500	12.70	0.690	17.53	0.976	24.79	1.290	32.77	0.550	13.97
B10D	10	0.450	11.43	0.550	13.97	0.740	18.80	1.026	26.06	1.340	34.04	0.600	15.24
B13D	13	0.600	15.24	0.700	17.78	0.890	22.61	1.176	29.87	1.490	37.85	0.750	19.05
B14D	14	0.650	16.51	0.750	19.05	0.940	23.88	1.226	31.14	1.540	39.12	0.800	20.32
B15D	15	0.700	17.78	0.800	20.32	0.990	25.15	1.276	32.41	1.590	40.39	0.850	21.59
B20D	20	0.950	24.13	1.050	26.67	1.240	31.50	1.526	38.76	1.840	46.74	1.100	27.94
B22D	22	1.050	26.67	1.150	29.21	1.340	34.04	1.626	41.30	1.940	49.28	1.200	30.48
B25D	25	1.200	30.48	1.300	33.02	1.490	37.85	1.776	45.11	2.090	53.09	1.350	34.29
B30D	30	1.450	36.83	1.550	39.37	1.740	44.20	2.026	51.46	2.340	59.44	1.600	40.64
B34D	34	1.650	41.91	1.750	44.45	1.940	49.28	2.226	56.54	2.540	64.52	1.800	45.72
B35D	35	1.700	43.18	1.800	45.72	1.990	50.55	2.276	57.81	2.590	65.79	1.850	46.99
B40D	40	1.950	49.53	2.050	52.07	2.240	56.90	2.526	64.16	2.840	72.14	2.100	53.34
B45D	45	2.200	55.88	2.300	58.42	2.490	63.25	2.776	70.51	3.090	78.49	2.350	59.69
B50D	50	2.450	62.23	2.550	64.77	2.740	69.60	3.026	76.86	3.340	84.84	2.600	66.04
B55D	55	2.700	68.58	2.800	71.12	2.990	75.95	3.276	83.21	3.590	91.19	2.850	72.39
B60D	60	2.950	74.93	3.050	77.47	3.240	82.30	3.526	89.56	3.840	97.54	3.100	78.74
B64D	64	3.150	80.01	3.250	82.55	3.440	87.38	3.726	94.64	4.040	102.62	3.300	83.82
B65D	65	3.200	81.28	3.300	83.82	3.490	88.65	3.776	95.91	4.090	103.89	3.350	85.09
B66D	66	3.250	82.55	3.350	85.09	3.540	89.92	3.826	97.18	4.140	105.16	3.400	86.36
B70D	70	3.450	87.63	3.550	90.17	3.740	95.00	4.026	102.26	4.340	110.24	3.600	91.44
B75D	75	3.700	93.98	3.800	96.52	3.990	101.35	4.276	108.61	4.590	116.59	3.850	97.79
B80D	80	3.950	100.33	4.050	102.87	4.240	107.70	4.526	114.96	4.840	122.94	4.100	104.14
B85D	85	4.200	106.68	4.300	109.22	4.490	114.05	4.776	121.31	5.090	129.29	4.350	110.49
B90D	90	4.450	113.03	4.550	115.57	4.740	120.40	5.026	127.66	5.340	135.64	4.600	116.84
B95D	95	4.700	119.38	4.800	121.92	4.990	126.75	5.276	134.01	5.590	141.99	4.850	123.19
B100D	100	4.950	125.73	5.050	128.27	5.240	133.10	5.526	140.36	5.840	148.34	5.100	129.54
B105D	105	5.200	132.08	5.300	134.62	5.490	139.45	5.776	146.71	6.090	154.69	5.350	135.89
B108D	108	5.350	135.89	5.450	138.43	5.640	143.26	5.926	150.52	6.240	158.50	5.500	139.70
B110D	110	5.450	138.43	5.550	140.97	5.740	145.80	6.026	153.06	6.340	161.04	5.600	142.24
B120D	120	5.950	151.13	6.050	153.67	6.240	158.50	"N" MOUNTING ONLY				6.100	154.94



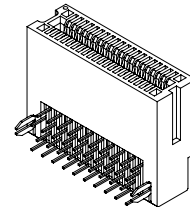
S S6S S8S SG

H<F95898-BG9FHG



S S6S S8S SH

ACI BH-B; GHM-BG



71 GHCA 9F 7CDM



<b>SULLINS</b> CONNECTOR SOLUTIONS	
000000000000000000000000	
D5FHBI A 6F	
S 56S S8S S 52FB < 52B < 6E	
GAP	BC
7	0FEEJF
07 5 09	0

Tc<G7CA D@5BH

F97CAA9B898 D76 @MCI H  
7CA DCB9BH G-B9