THIS DRAWING IS UNPUBLISHED. RELEASED FOR PUBLICATION 29
© COPYRIGHT 20 BY TYCO ELECTRONICS CORPORATION. ALL INTERNATIONAL RIGHTS RESERVED.

LOC	DIST
GP	00

REVISIONS

P	LTR	DESCRIPTION	DATE	DWN	APVD
	A6	REV PER ECO-89-020951	15SEP2009	RG	EH
	A01	REVISED PER ECO-10-000443	15JAN10	KK	AEG

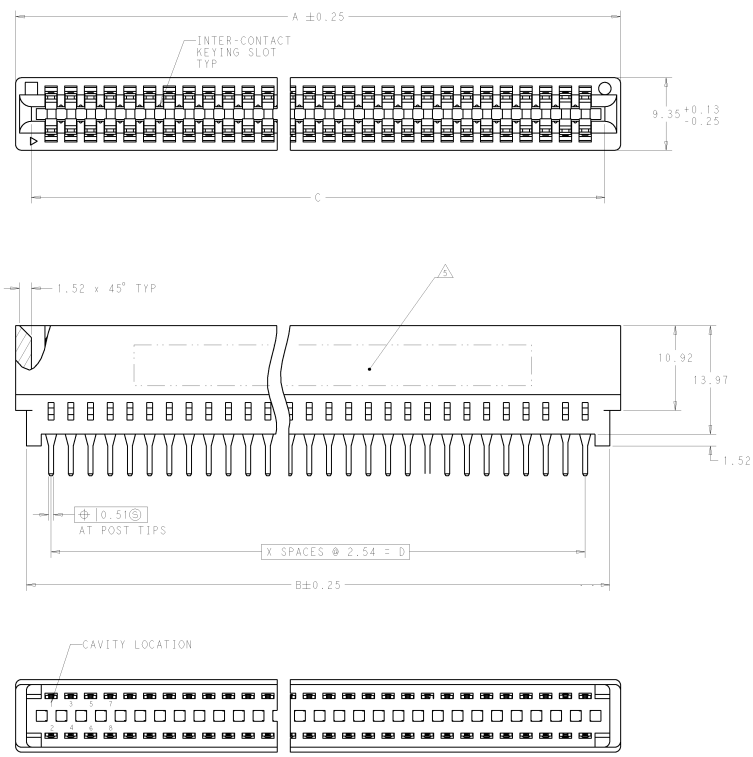

1. MATERIAL:
   HOUSING: GLASS FILLED POLYESTER: COLOR, BLACK
   CONTACT: PHOS BRONZE
2. FINISH:
   (SEE TABLE) GOLD PLATING IN CONTACT AREA,
   0.00254 MIN TIN/LEAD ON SOLDER POSTS, ALL OVER 0.00127 MIN NICKEL
3. 0.00076 MIN GOLD
4. 0.000076 MIN GOLD FLASH
5. AMP LOGO, TE PART NUMBER, DATE CODE AND CSA LOGO INK STAMPED WHITE (HOT STAMPED OR LAZER PRINTED) IN THE APPROXIMATE AREA SHOWN, EITHER SIDE PERMISSABLE, WHEN HOUSING SIZE PERMITS
6. RECOMMENDED PCB FINISHED HOLE DIAMETER = 1.02±0.08
7. THE RETENTION FEATURE OF THIS CONNECTOR IS DESIGNED FOR FULL SEATING IN 1.57±0.20 THICK CIRCUIT BOARDS. FOR APPLICATIONS IN BOARDS OF OTHER THICKNESS, CONTACT TYCO ELECTRONICS.

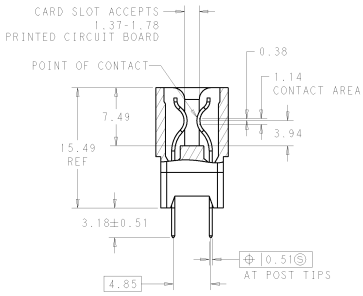

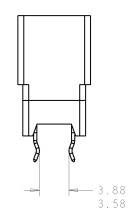

BOARD RETENTION FEATURE
(SEE TABLE FOR LOCATION)

SUPERSEDED	~~2-645235-1~~
OBSOLETE	1-645235-7
SUPERSEDED	~~1-645235-3~~
SUPERSEDED	~~645235-7~~
	PART NUMBER

GOLD PLATING	BOARD RETENTION FEATURE LOCATION	D	C	B	A	X	NO. OF DUAL POSITIONS	PART NUMBER
4	3-6, 55-58, 63-66, 115-118	149.86	154.94	156.21	159.00	59	60	1-645235-8
3	3-6, 65-68	86.36	91.44	92.71	95.50	34	35	1-645235-1
3	3-6, 31-34	43.18	48.26	49.53	52.32	17	18	645235-4
3	3-6, 49-52, 95-98	124.46	129.54	130.81	133.60	49	50	645235-3
3	3-6, 29-32 OR 31-34, 57-60	76.20	81.28	82.55	85.34	30	31	645235-1

THIS DRAWING IS CONSIDERED TO BE PROPRIETARY AND CONFIDENTIAL. REPRODUCTION OR DISCLOSURE OF THIS DRAWING IS PROHIBITED WITHOUT THE WRITTEN CONSENT OF TYCO ELECTRONICS.

DIMENSIONS: MM
TOLERANCES UNLESS OTHERWISE SPECIFIED:
0 PLC ±
1 PLC ±
2 PLC ±0.13
3 PLC ±
4 PLC ±
ANGLES ±2
MATERIAL: SEE NOTE 1
FINISH: SEE NOTE 2

DWN: 15SEP2009 MAYER/GRZYBOWSKI
CHK: E HOWARD
APVD: 15SEP2009 ELICKINGER/FERNBERG
PRODUCT SPEC: 108-9039
APPLICATION SPEC: 114-13018
WEIGHT: -
CUSTOMER DRAWING

Tyco Electronics
Tyco Electronics
Harrisburg, PA 17105-3608

NAME: CONNECTOR ASSEMBLY STANDARD EDGE II 2.54 CENTERLINE

SIZE: A1 | CAGE CODE: 00779 | DRAWING NO: C-645235 | RESTRICTED TO: -
SCALE: 4:1 | SHEET 1 OF 1 | REV: AG1

4865 12/89
Pro/ENGINEER DRAWING

Downloaded from Elcodis.com electronic components distributor