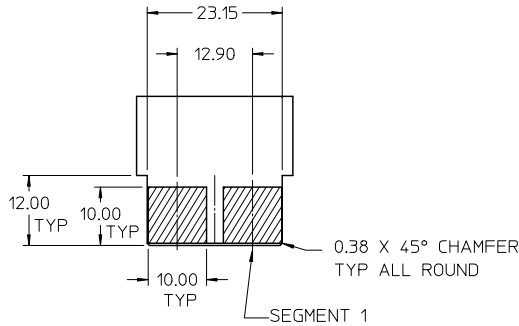
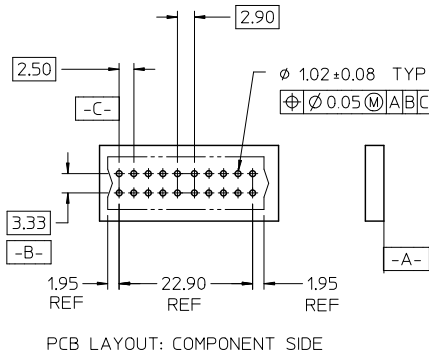
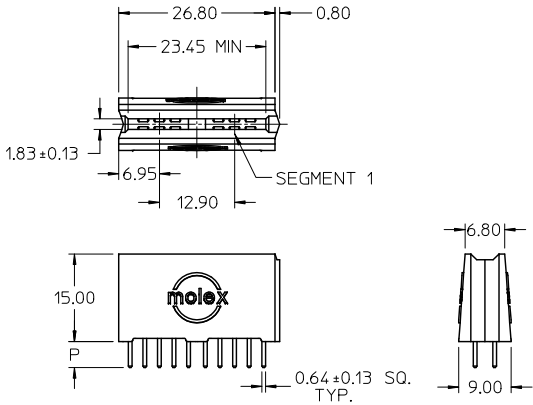


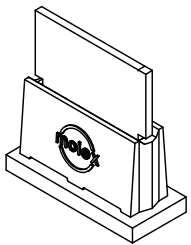
NOTES:

- HOUSING MATL: LCP, UL94V-0, COLOR BLACK
TERMINAL MATL: COPPER ALLOY
- FINISH: SELECT GOLD: 30 M.I. MIN IN CONTACT AREA
SELECT TIN: 150 M.I. MIN IN SOLDER AREA
OVERALL NICKEL UNDERPLATE.
- PRODUCT SPECIFICATION: PS-45719-001.
- PACKAGING SPECIFICATION: PK-45714-001.
- PCB THICKNESS: SEE CHART
- EDGE CARD THICKNESS: 1.57±0.15
- DIMENSIONS GIVEN ACROSS CENTERLINES ARE SYMMETRICAL ABOUT THOSE CENTERLINES WITHIN HALF TOTAL TOLERANCE.
- VOIDED SEGMENTS DO NOT HAVE TERMINALS IN THE TOP OR BOTTOM ROW



RECOMMENDED EDGE CARD LAYOUT TOLERANCE: ±0.05

MATERIAL NUMBER	VOIDED SEGMENT	P	PCB THK
45719-0001	NONE	4.50	3.18
45719-2001	1		
45719-2002	2	3.63	2.36
45719-0004	NONE		
45719-2003	1	2.92	1.57
45719-2004	2		
45719-0007	NONE	2.92	1.57
45719-2005	1		
45719-2006	2		



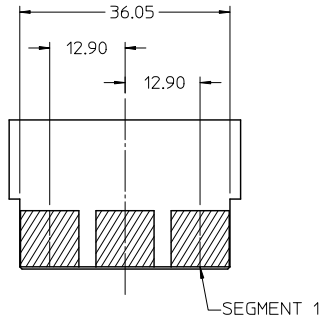
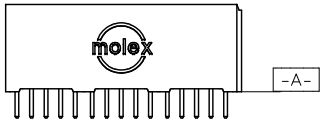
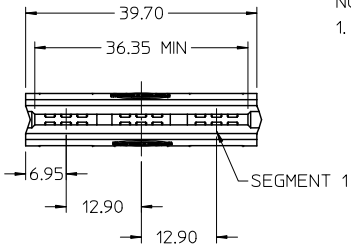
ADD PIN DIM & TOL EC NO: UCP2009-2476 DRWN: JSCHAFFER 2009/04/07 CHKD: 2009/04/07 APPR: APATEL 2009/04/20 REV DESCRIPTION	GENERAL TOLERANCES (UNLESS SPECIFIED)		DIMENSION STYLE		SCALE	DESIGN UNITS	THIRD ANGLE PROJECTION	
	(UNLESS SPECIFIED)		MM ONLY		1:1	METRIC		
	mm INCH		DRAWN BY	DATE	TITLE			
	4 PLACES ± --- ± ---		MARGULIS	2003/11/11	POWER EDGE ASSEMBLY POWER VERTICAL SOLDER TAIL			
	3 PLACES ± --- ± ---		CHECKED BY	DATE	MOLEX INCORPORATED			
2 PLACES ± 0.25 ± ---		MARGULIS	2003/11/11	DOCUMENT NO.				
1 PLACE ± 0.25 ± ---		APPROVED BY	DATE	SD-45719-001				
ANGULAR ± 1/2°		MARGULIS	2003/11/11	SHEET NO.				
DRAFT WHERE APPLICABLE MUST REMAIN WITHIN DIMENSIONS		SIZE		1 OF 3				
		A		THIS DRAWING CONTAINS INFORMATION THAT IS PROPRIETARY TO MOLEX INCORPORATED AND SHOULD NOT BE USED WITHOUT WRITTEN PERMISSION				

tb_frame_A_P_AM_T
Rev. D 2004/06/28

6 | 5 | 4 | 3 | 2 | 1

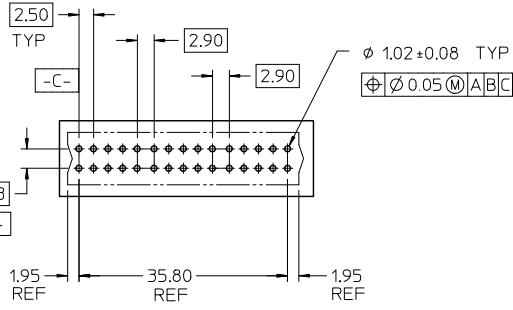
NOTES:

1. FOR ALL OTHER DIMENSIONS AND NOTES SEE SHEET 1.

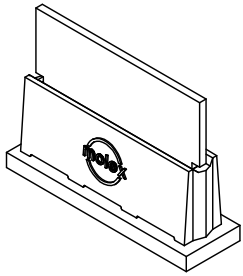


RECOMMENDED EDGE CARD LAYOUT
EDGE CARD TOLERANCE: ±0.05

MATERIAL NUMBER	VOIDED SEGMENT	P	PCB THK
45719-0002	NONE	4.50	3.18
45719-3001	1		
45719-3002	2		
45719-3003	3		
45719-3004	1,2		
45719-3005	1,3		
45719-3006	2,3	3.63	2.36
45719-0005	NONE		
45719-3007	1		
45719-3008	2		
45719-3009	3		
45719-3010	1,2		
45719-3011	1,3	2.92	1.57
45719-3012	2,3		
45719-0008	NONE		
45719-3013	1		
45719-3014	2		
45719-3015	3		
45719-3016	1,2	2.92	1.57
45719-3017	1,3		
45719-3018	2,3		



PCB LAYOUT: COMPONENT SIDE

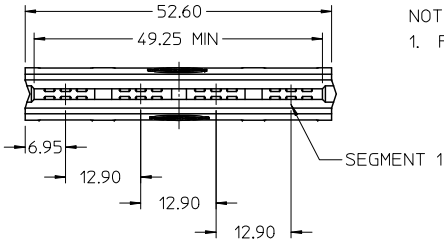


EC NO: UCP2009-2476 DRWN: JSCHAER 2009/04/07 CHKD: 2009/04/07 APPR: APATEL 2009/04/20 REV 1	DESCRIPTION	GENERAL TOLERANCES (UNLESS SPECIFIED)		DIMENSION STYLE MM ONLY		SCALE 1:1	DESIGN UNITS METRIC	THIRD ANGLE PROJECTION					
		4 PLACES ± --- ± ---	3 PLACES ± --- ± ---	2 PLACES ± 0.25 ± ---	1 PLACE ± 0.25 ± ---	ANGULAR ± 1/2°	DRAWN BY MARGULIS	DATE 2003/11/11	CHECKED BY MARGULIS	DATE 2003/11/11	APPROVED BY MARGULIS	DATE 2003/11/11	TITLE POWER EDGE ASSEMBLY POWER VERTICAL SOLDER TAIL
		DRAFT WHERE APPLICABLE MUST REMAIN WITHIN DIMENSIONS						DOCUMENT NO. SD-45719-001	SHEET NO. 2				
		THIS DRAWING CONTAINS INFORMATION THAT IS PROPRIETARY TO MOLEX INCORPORATED AND SHOULD NOT BE USED WITHOUT WRITTEN PERMISSION											

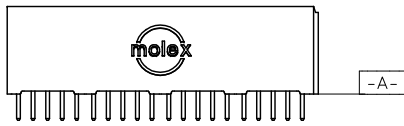
fb_frame_A_P_AM_T
Rev. D 2004/06/28

5 | 4 | 3 | 2 | 1

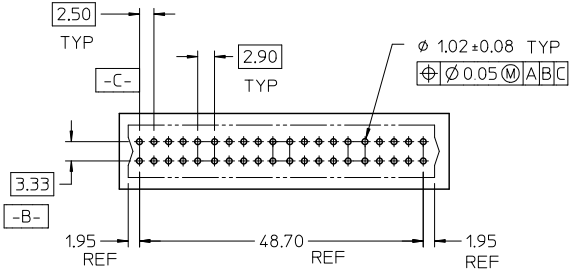
6 5 4 3 2 1



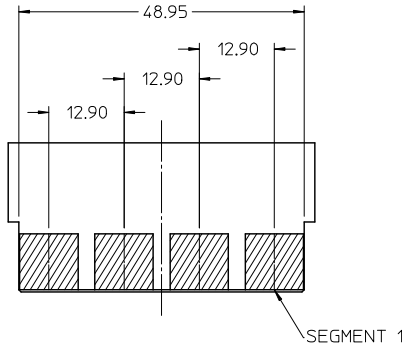
NOTES:
1. FOR ALL OTHER DIMENSIONS AND NOTES SEE SHEET 1.



-A-

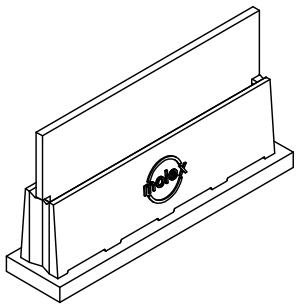


PCB LAYOUT: COMPONENT SIDE



RECOMMENDED EDGE CARD LAYOUT
EDGE CARD TOLERANCE: ± 0.05

MATERIAL NUMBER	VOIDED SEGMENT	P	PCB THK
45719-0003	NONE	4.50	3.18
45719-4001	1		
45719-4002	2		
45719-4003	3		
45719-4004	4		
45719-4005	1,2		
45719-4006	1,3		
45719-4007	1,4		
45719-4008	2,3		
45719-4009	2,4		
45719-4010	3,4		
45719-0006	NONE	3.63	2.36
45719-4011	1		
45719-4012	2		
45719-4013	3		
45719-4014	4		
45719-4015	1,2		
45719-4016	1,3		
45719-4017	1,4		
45719-4018	2,3		
45719-4019	2,4		
45719-4020	3,4		
45719-0009	NONE	2.92	1.57
45719-4021	1		
45719-4022	2		
45719-4023	3		
45719-4024	4		
45719-4025	1,2		
45719-4026	1,3		
45719-4027	1,4		
45719-4028	2,3		
45719-4029	2,4		
45719-4030	3,4		



EC NO: UCP2009-2476 DRWN: JSCHAFFER 2009/04/07 CHKD: 2009/04/07 APPR: APATEL 2009/04/20 REV 1	DESCRIPTION	GENERAL TOLERANCES (UNLESS SPECIFIED)		DIMENSION STYLE MM ONLY		SCALE 1:1	DESIGN UNITS METRIC	THIRD ANGLE PROJECTION	
		4 PLACES \pm --- \pm ---	3 PLACES \pm --- \pm ---	DRAWN BY MARGULIS	DATE 2003/11/11	TITLE POWER EDGE ASSEMBLY POWER VERTICAL SOLDER TAIL			
		2 PLACES ± 0.25 \pm ---	1 PLACE ± 0.25 \pm ---	CHECKED BY MARGULIS	DATE 2003/11/11	MOLEX INCORPORATED			
		ANGULAR $\pm 1/2^\circ$		APPROVED BY MARGULIS	DATE 2003/11/11	DOCUMENT NO. SD-45719-001	SHEET NO. 3		
DRAFT WHERE APPLICABLE MUST REMAIN WITHIN DIMENSIONS		SIZE A		THIS DRAWING CONTAINS INFORMATION THAT IS PROPRIETARY TO MOLEX INCORPORATED AND SHOULD NOT BE USED WITHOUT WRITTEN PERMISSION					

fb_frame_A_P_AM_T
Rev. D 2004/06/28

5 4 3 2 1