

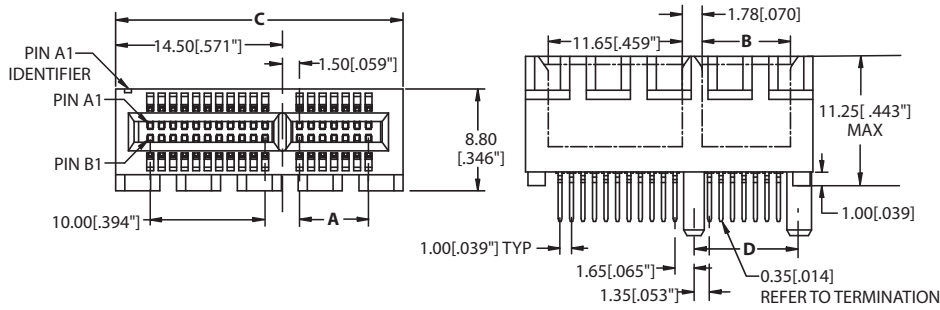


Sullins Card Edge

**1.00 mm [.039"] Contact Centers, PCI Express,
Dip Solder**

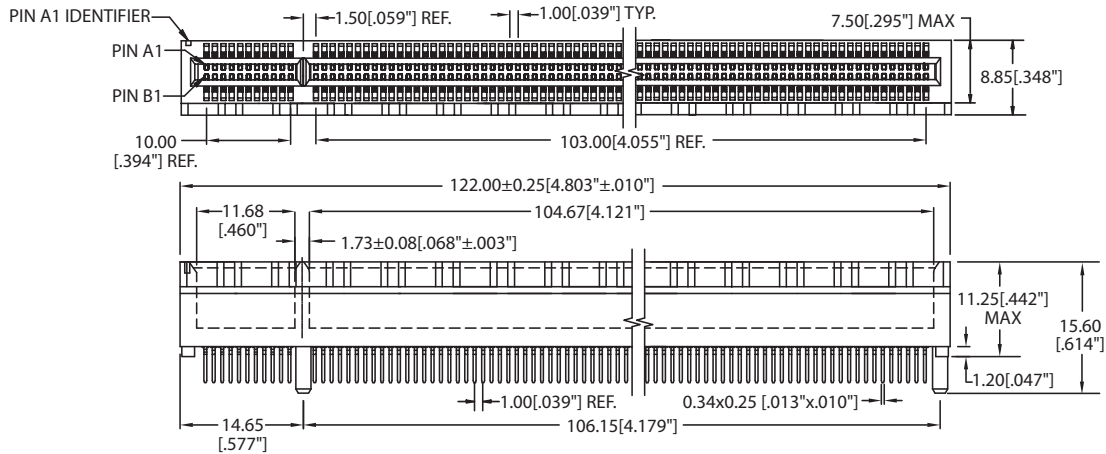
Sullins Card Edge

DIMENSIONS Dimensions in [] are in Inches, all others are in Millimeters

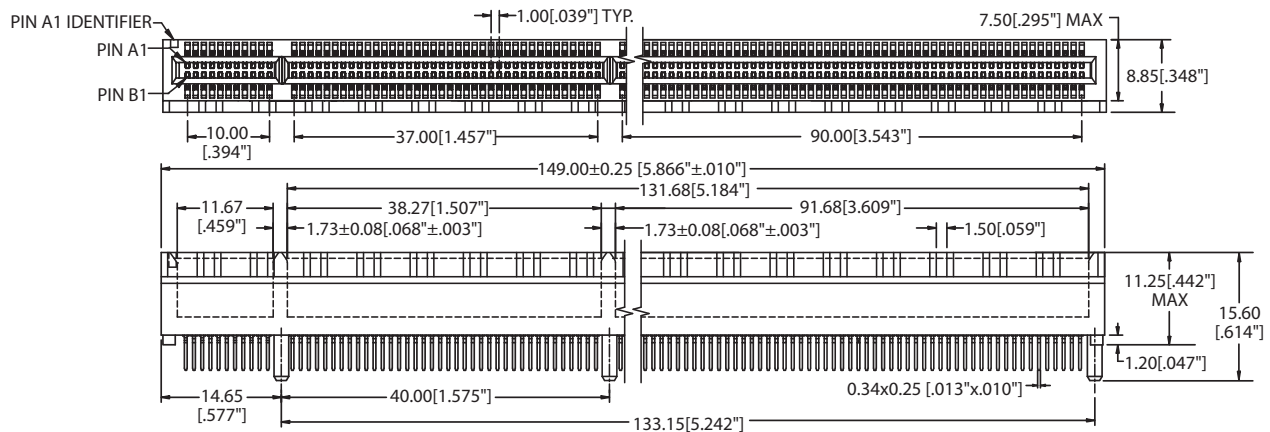


18/36, 32/64, 49/98, 82/164 POSITION, STAGGERED DIP SOLDER (HH)

POSITIONS/ CONTACTS	MILLIMETERS				[INCHES]			
	A ± 0.10	B ± 0.15	C ± 0.23	D ± 0.20	A ± 0.004"	B ± 0.006"	C ± 0.009"	D ± 0.008"
18/36	6.00	7.65	25.00	9.15	0.236	0.301	0.984	0.360
32/64	20.00	21.65	39.00	23.15	0.787	0.852	1.535	0.911
49/98	37.00	38.65	56.00	40.15	1.457	1.522	2.205	1.581
82/164	70.00	71.65	89.00	73.15	2.756	2.821	3.504	2.880



115/230 POSITION, STAGGERED DIP SOLDER (HH)



140/280 POSITION, STAGGERED DIP SOLDER (HH)



PART NUMBER OPTIONS

MATERIALS (INSULATOR/CONTACT)

N = Nylon46/Phosphor Bronze

CONTACT FINISH - RoHS Compliant

All platings are Lead Free and have .000050" Nickel underplate
Contact Surface Termination

B =	.000010" Gold	.000100" Pure Tin, Matte
C =	.000030" Gold	.000100" Pure Tin, Matte
W =	Gold Flash	.000100" Pure Tin, Matte

CONTACT CENTERS

E = 1mm [.039"]

NUMBER OF CONTACT POSITIONS

18, 32, 49, 82, 115, 140

N B E 18 D HH N -T9 2 1

COLOR

1 = Black
Consult factory for alternate colors

TAIL LENGTH

1 = 2.30mm [.091"] (18, 32, 49, 82, 115)
(140 Position, not available)
2 = 2.54mm [.100"] (115 & 140)
3 = 3.10mm [.122"] (18, 32, 49, 82, 115)
3.00mm [.118"] (140 Position)

MOUNTING STYLE

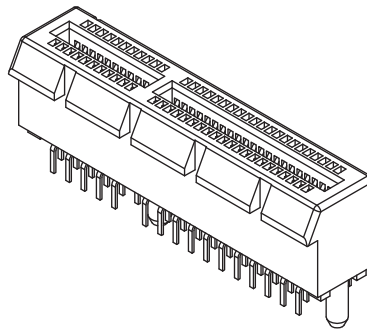
N = No Mounting

TERMINATION TYPE

HH = Staggered Dip Solder

READOUT

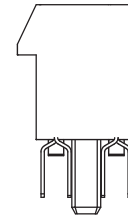
D = Dual



SPECIFICATIONS

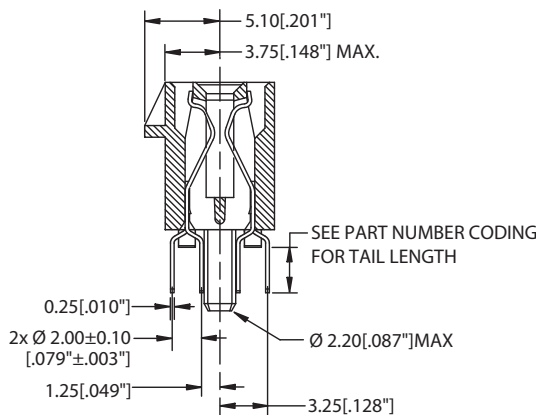
- All PCI Express parts meet the latest PCI Express specifications
- Supports 2.5 Gb/s Data Transfer Rate (per pair data bandwidth)
- Accommodates 1.57mm ± 0.20mm [.062" ± .008"] PC board
- Nylon46 insulator
- 1.1 amp current rating per contact

READOUT



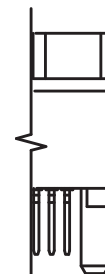
DUAL (D)

TERMINATION TYPE



Staggered Dip Solder (HH)

MOUNTING STYLE



No Mounting Ears (N)