

FPCAP Functional Polymer Aluminum Solid Electrolytic Capacitors

S8 series

Features

By using Functional Polymer cathode, Frequency & Temp. characteristics are greatly improved.

- Low ESR and **Low ESL** at a high frequency range.
- High ripple current capability.
- Long life and high reliability.

Applications

- Switching Power Supply and DC/DC Converter.
- Buck up Power Supplies of CPU (VRM etc.)
- Miniature high Power Supply.

Environmental Correspondence

Any environmental hazardous substances are not used.

- The lead free of terminal plating (Sn 100%)

Specifications

Items		Characteristics
		S8
Operating Temp. Range		- 55 to + 105°C
Rated Voltage Range		2.5 to 6.3V-DC
Capacitance Range		330 to 820µF
Capacitance Tolerance		± 20% (M)
Endurance	Condition	105°C 2000/5000Hrs at rated voltage
	Capacitance	Within ± 20% of the value before test
	Leakage Current	Not to exceed the value specified
	tan δ	Not to exceed 150% of the value specified
Failure Rate		0.1% / 1000Hrs. Max (60%CL)

Size List

Cap. [µF]	R.V (S.V.) [V]	[φD×L]		
		2.5 (2.8)	4.0 (4.6)	6.3 (7.2)
330		6.3×8		6.3×8
470		6.3×8		6.3×8
560		6.3×8	6.3×8	6.3×8
820		6.3×8		

Ultra Low ESR

Large Capacitance

Endurance 2000/5000hrs

Low ESL

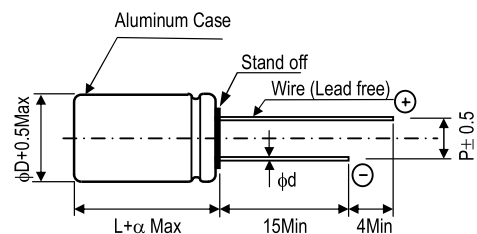
Lead-free

RoHS Compliance

UPGRADE



Dimensions



[Unit : mm]

φD×L	φd	P	α
6.3×8	0.6	2.5	1.0

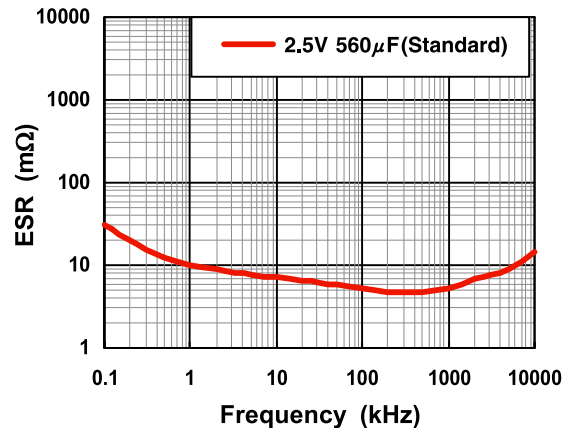
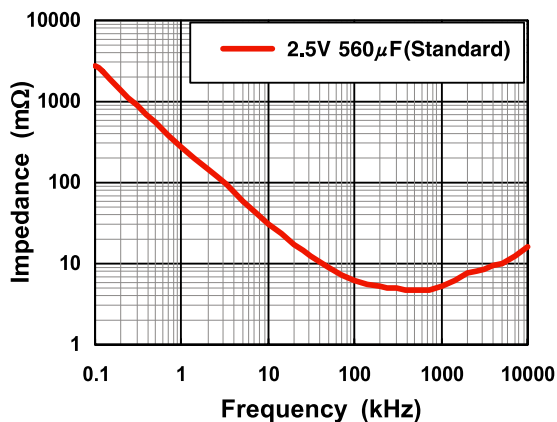
● Part number & Specifications

Rated Voltage (V)	Rated Capacitance (μ F, 120Hz)	Part Number		Leakage Current * (μ A, 2 min)	tan δ (120Hz)	ESR (m Ω , 100kHz)	ESL (Typ.) (nH, 10MHz)	Rated Ripple Current (mA, r.m.s.)	Case Size ϕ D \times L(mm)
		NICHICON	FPCAP						
2.5	330	RS80E331MDN1□□	FP-2R5RE331M-S8□□	500	0.10	7	2	5600	6.3 \times 8
	** 330	RS80E331MDNASQ□□	FP-2R5RE331M-S8□□-5K	500	0.10	7	2	5600	6.3 \times 8
	470	RS80E471MDN1□□	FP-2R5RE471M-S8□□	500	0.10	7	2	5600	6.3 \times 8
	** 470	RS80E471MDNASQ□□	FP-2R5RE471M-S8□□-5K	500	0.10	7	2	5600	6.3 \times 8
	560	RS80E561MDN1□□	FP-2R5RE561M-S8□□	500	0.10	7	2	5600	6.3 \times 8
	** 560	RS80E561MDNASQ□□	FP-2R5RE561M-S8□□-5K	500	0.10	7	2	5600	6.3 \times 8
	820	RS80E821MDN1□□	FP-2R5RE821M-S8□□	512	0.10	7	2	5600	6.3 \times 8
** 820	RS80E821MDNASQ□□	FP-2R5RE821M-S8□□-5K	512	0.10	7	2	5600	6.3 \times 8	
4.0	560	RS80G561MDN1□□	FP-4R0RE561M-S8□□	560	0.10	7	2	5000	6.3 \times 8
	** 560	RS80G561MDNASQ□□	FP-4R0RE561M-S8□□-5K	560	0.10	7	2	5000	6.3 \times 8
6.3	330	RS80J331MDN1□□	FP-6R3RE331M-S8□□	519	0.10	8	2	5000	6.3 \times 8
	** 330	RS80J331MDNASQ□□	FP-6R3RE331M-S8□□-5K	519	0.10	8	2	5000	6.3 \times 8
	470	RS80J471MDN1□□	FP-6R3RE471M-S8□□	740	0.10	8	2	5000	6.3 \times 8
	** 470	RS80J471MDNASQ□□	FP-6R3RE471M-S8□□-5K	740	0.10	8	2	5000	6.3 \times 8
	560	RS80J561MDN1□□	FP-6R3RE561M-S8□□	882	0.10	8	2	5000	6.3 \times 8
	** 560	RS80J561MDNASQ□□	FP-6R3RE561M-S8□□-5K	882	0.10	8	2	5000	6.3 \times 8

* In case of some doubt about measured values, measure after applying rated voltage for 120 minutes at 105°C.

** Endurance 5000hrs product.

● Frequency Characteristics



● Part Number (EX) 2.5V, 820 μ F, 5000hrs (Endurance)

R	S8	0E	821	M	DN	ASQ	
Type	Series name	Rated Voltage	Rated Capacitance	Capacitance Tolerance	Configuration	Control code	Lead Forming
						ASQ : 5000hrs 1 : 2000hrs	CG: Cut lead (Bulk) PX: ϕ 6.3, 5.0mm pitch taping