


SWITCH-MODE RADIAL LEADED CAPACITORS







KEY FEATURES

- Rated Working Voltages from 25 to 500 VDC
- Rugged Epoxy Coating Offers Increased Protection
- Compact MLC Designs Smaller Than Film or Disc
- Hi-Rel Screened Versions Available
- Custom Sizes, Voltages, and Values Available

APPLICATIONS

- Power Supplies
- Voltage Multipliers
- Data Isolation
- Surge Protection
- Industrial Control Circuits
- Custom Applications

CAPACITANCE / VOLTAGE SELECTION





				RATED		NPO CAPACITANCE (MAX.)		X7R CAPACITANCE (MAX.)	
				VOLTAGE	VALUE	CODE	VALUE	CODE	
 H03	W	.300 max.	(7.62 max.)	25 VDC	.070 μ F	703	2.00 μ F	205	
	H	.300 max.	(7.62 max.)	50 VDC	.060 μ F	603	1.60 μ F	165	
	T	.200 max.	(5.08 max.)	100 VDC	.050 μ F	503	1.10 μ F	115	
	S	.200 nom.	(5.08 nom.)	200 VDC	.040 μ F	403	.730 μ F	734	
	Ld	.020 nom.	(.510 nom.)	500 VDC	.020 μ F	203	.250 μ F	254	
 H04	W	.400 max.	(10.2 max.)	25 VDC	.120 μ F	124	5.10 μ F	515	
	H	.400 max.	(10.2 max.)	50 VDC	.100 μ F	104	4.10 μ F	415	
	T	.200 max.	(5.08 max.)	100 VDC	.082 μ F	823	2.70 μ F	275	
	S	.200 nom.	(5.08 nom.)	200 VDC	.050 μ F	503	1.80 μ F	185	
	Ld	.020 nom.	(.510 nom.)	500 VDC	.030 μ F	303	.670 μ F	674	
 H05	W	.500 max.	(12.7 max.)	25 VDC	.240 μ F	244	8.70 μ F	875	
	H	.500 max.	(12.7 max.)	50 VDC	.200 μ F	204	7.20 μ F	725	
	T	.200 max.	(5.08 max.)	100 VDC	.180 μ F	184	4.80 μ F	485	
	S	.400 nom.	(10.2 nom.)	200 VDC	.110 μ F	114	3.30 μ F	335	
	Ld	.025 nom.	(.635 nom.)	500 VDC	.070 μ F	703	1.10 μ F	115	
 H06	W	.870 max.	(22.1 max.)	25 VDC	.750 μ F	754	22.0 μ F	226	
	H	.600 max.	(15.2 max.)	50 VDC	.620 μ F	624	17.0 μ F	176	
	T	.200 max.	(5.08 max.)	100 VDC	.560 μ F	564	13.0 μ F	136	
	S	.790 nom.	(20.1 nom.)	200 VDC	.360 μ F	364	8.00 μ F	805	
	Ld	.032 nom.	(.813 nom.)	500 VDC	.240 μ F	244	2.90 μ F	295	

Dielectric specifications may be found on page 16.
Contact the factory for RoHS products.

If you don't see it here, just ask.

MADE in the USA

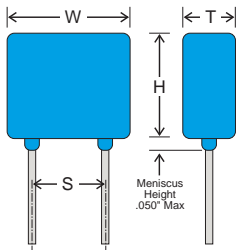
CAPACITANCE / VOLTAGE SELECTION

				RATED		NPO CAPACITANCE (MAX.)		X7R CAPACITANCE (MAX.)	
				VOLTAGE	VALUE	CODE	VALUE	CODE	
 H07	W	1.10 max.	(27.9 max.)	25 VDC	.680 μ F	684	35.0 μ F	356	
	H	.600 max.	(15.2 max.)	50 VDC	.560 μ F	564	28.0 μ F	286	
	T	.200 max.	(5.08 max.)	100 VDC	.470 μ F	474	19.0 μ F	196	
	S	.980 nom.	(24.9 nom.)	200 VDC	.330 μ F	334	13.0 μ F	136	
	Ld	.032 nom.	(.813 nom.)	500 VDC	.200 μ F	204	4.60 μ F	465	
 H08	W	1.10 max.	(27.9 max.)	25 VDC	1.20 μ F	125	70.0 μ F	706	
	H	.600 max.	(15.2 max.)	50 VDC	1.10 μ F	115	56.0 μ F	566	
	T	.350 max.	(8.89 max.)	100 VDC	.820 μ F	824	37.0 μ F	376	
	S	.980 nom.	(24.9 nom.)	200 VDC	.470 μ F	474	26.0 μ F	266	
	Ld	.032 nom.	(.813 nom.)	500 VDC	.300 μ F	304	8.70 μ F	875	
 H09	W	.670 max.	(17 max.)	25 VDC	.450 μ F	454	13.0 μ F	136	
	H	.540 max.	(13.7 max.)	50 VDC	.360 μ F	364	10.0 μ F	106	
	T	.200 max.	(5.08 max.)	100 VDC	.330 μ F	334	7.20 μ F	725	
	S	.575 nom.	(14.6 nom.)	200 VDC	.240 μ F	244	5.00 μ F	505	
	Ld	.025 nom.	(.635 nom.)	500 VDC	.180 μ F	184	1.70 μ F	175	
 H10	W	.930 max.	(23.6 max.)	25 VDC	1.00 μ F	105	38.0 μ F	386	
	H	.720 max.	(18.3 max.)	50 VDC	.900 μ F	904	30.0 μ F	306	
	T	.250 max.	(6.35 max.)	100 VDC	.750 μ F	754	20.0 μ F	206	
	S	.800 nom.	(20.3 nom.)	200 VDC	.470 μ F	474	14.0 μ F	146	
	Ld	.032 nom.	(.813 nom.)	500 VDC	.300 μ F	304	5.80 μ F	585	

Dielectric specifications may be found on page 16.
Contact the factory for RoHS products.

If you don't see it here, just ask.

MADE in the USA



NOTE: Lead lengths are typically 1.25" for orders in bulk packaging. Leads are typically 1.00" for tape and reel packaging. Tape and reel packaging comes in 1000 piece reels.

HOW TO ORDER

201	H07	W	105	K	Q	4	
VOLTAGE Standard Voltages: 250 = 25 V 500 = 50 V 101 = 100 V 201 = 200 V 501 = 500 V	CASE SIZE See Chart	DIELECTRIC N = NPO W = X7R	CAPACITANCE 1st two digits are significant; third digit denotes number of zeros. 102 = 1000 pF 103 = 0.01 μ F 105 = 1.00 μ F 106 = 10.0 μ F	TOLERANCE J = \pm 5% K = \pm 10% M = \pm 20% Z = +80% -20%	TERMINATION Q = Leaded & Encapsulated	MARKING 4 = Standard 3 = Specified	SPECIAL MODIFIER T = Tape and Reel H = High Rel Testing per Customer
Part number written: 201H07W105KQ4							