

# FPCAP Functional Polymer Aluminum Solid Electrolytic Capacitors

## R5 series

### Features

By using Functional Polymer cathode, Frequency & Temp. characteristics are greatly improved.

- Low ESR at a high frequency range.
- High ripple current capability.
- Long life and high reliability.

### Applications

- Switching Power Supply and DC/DC Converter.
- Buck up Power Supplies of CPU(VRM etc.)
- Miniature high Power Supply.

### Environmental Correspondence

Any environmental hazardous substances are not used.

- The lead free of terminal plating (Sn 100%)

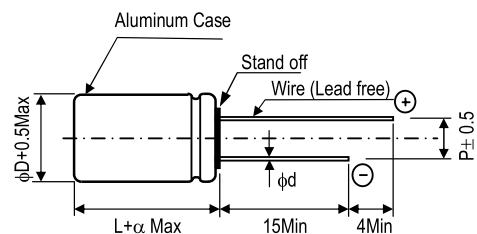
### Specifications

Items		Characteristics
		R5
Operating Temp. Range		- 55 to + 105°C
Rated Voltage Range		2.5 to 6.3V-dc
Capacitance Range		390 to 1500μF
Capacitance Tolerance		± 20% (M)
Endurance	Condition	105°C 2000Hrs at rated voltage
	Capacitance	Within ± 20% of the value before test
	Leakage Current	Not to exceed the value specified
	tan δ	Not to exceed 150% of the value specified
Failure Rate		0.1% / 1000Hrs. Max (60%CL)

### Size List

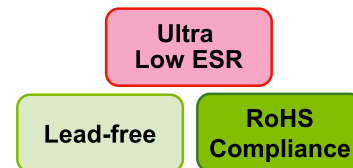
Cap. [μF]	R.V (S.V.) [M]			[φD×L]	
	2.5 (2.8)	4.0 (4.6)	6.3 (7.2)		
390				8×11.5	
470					
560	8×11.5	8×11.5			
680	8×11.5			10×12.5	
820	8×11.5	10×12.5		10×12.5	
1000	8×11.5				
1200		10×12.5			
1500	10×12.5				

### Dimensions



[Unit : mm]

φD×L	φd	P	α
8×11.5	0.6	3.5	1.5
10×12.5	0.6	5.0	1.5



ESR 5mΩ

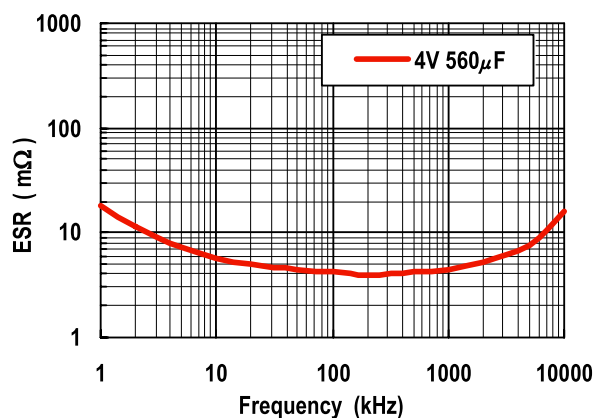
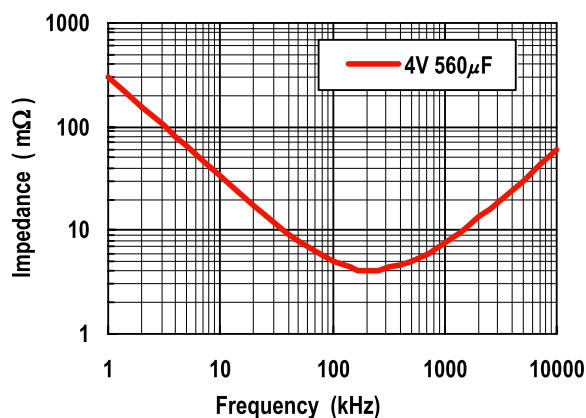


## ● Part number & Specifications

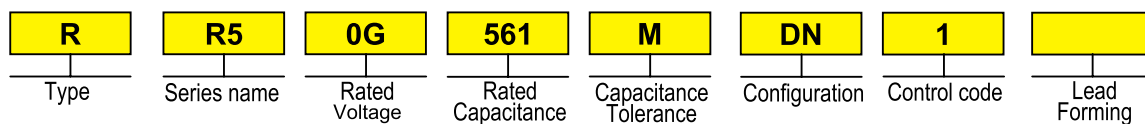
Rated Voltage (V)	Rated Capacitance (μF, 120Hz)	Part Number		Leakage Current * (μA, 2 min)	tanδ (120Hz)	ESR (mΩ, 100kHz)	Rated Ripple Current (mA, r.m.s.)	Case Size (φD×L)(mm)
		NICHICON	FPCAP					
2.5	560	RR50E561MDN1□□	FP-2R5RE561M-R5□□	350	0.15	5	6630	8 × 11.5
	680	RR50E681MDN1□□	FP-2R5RE681M-R5□□	425	0.15	5	6630	8 × 11.5
	820	RR50E821MDN1□□	FP-2R5RE821M-R5□□	513	0.15	5	6630	8 × 11.5
	1000	RR50E102MDN1□□	FP-2R5RE102M-R5□□	625	0.15	5	6630	8 × 11.5
	1500	RR50E152MDN1□□	FP-2R5RE152M-R5□□	938	0.15	5	7220	10 × 12.5
4.0	560	RR50G561MDN1□□	FP-4R0RE561M-R5□□	560	0.15	5	6630	8 × 11.5
	820	RR50G821MDN1□□	FP-4R0RE821M-R5□□	820	0.15	5	7220	10 × 12.5
	1200	RR50G122MDN1□□	FP-4R0RE122M-R5□□	1200	0.15	5	7220	10 × 12.5
6.3	390	RR50J391MDN1□□	FP-6R3RE391M-R5□□	614	0.15	5	6630	8 × 11.5
	680	RR50J681MDN1□□	FP-6R3RE681M-R5□□	1071	0.15	5	7220	10 × 12.5
	820	RR50J821MDN1□□	FP-6R3RE821M-R5□□	1292	0.15	5	7220	10 × 12.5

\* In case of some doubt about measured values, measure after applying rated voltage for 120 minutes at 105°C.

## ● Frequency Characteristics



## ● Part Number (EX) 4V, 560μF



CG: Cut lead (Bulk)  
 KX: φ8, 3.5mm pitch tapping  
 PX: φ8, 5.0mm pitch tapping  
 PH: φ10, 5.0mm pitch tapping