

FPCAP Functional Polymer Aluminum Solid Electrolytic Capacitors

F8 series

Ultra Low ESR

Large Capacitance

Low ESL

Lead-free

RoHS Compliance

NEW



Features

By using Functional Polymer cathode, Frequency & Temp. characteristics are greatly improved.

- Low ESR and **Low ESL** at a high frequency range.
- High ripple current capability.
- Long life and high reliability.

Applications

- Switching Power Supply and DC/DC Converter.
- Buck up Power Supplies of CPU(VRM etc.)
- Miniature high Power Supply.

Environmental Correspondence

- Any environmental hazardous substances are not used.
- The lead free of terminal plating (Sn 100%)

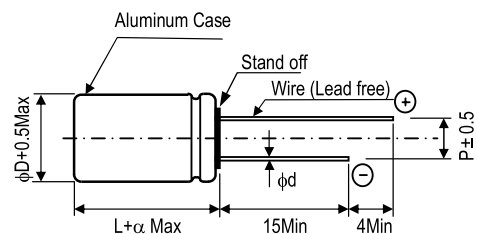
Specifications

Items		Characteristics
		F8
Operating Temp. Range		- 55 to + 105°C
Rated Voltage Range		2.5 to 6.3V-DC
Capacitance Range		100 to 560μF
Capacitance Tolerance		± 20% (M)
Endurance	Condition	105°C 2000Hrs at rated voltage
	Capacitance	Within ± 20% of the value before test
	Leakage Current	Not to exceed the value specified
	tan δ	Not to exceed 150% of the value specified
Failure Rate		0.1% / 1000Hrs. Max (60%CL)

Size List

Cap. [μF]	R.V.(S.V.) [V]	[φD×L]		
		2.5 (2.8)	4.0 (4.6)	6.3 (7.2)
100		5×8		
270				5×8
330		5×8	5×8	
470		5×8		
560		5×8		

Dimensions



[Unit : mm]

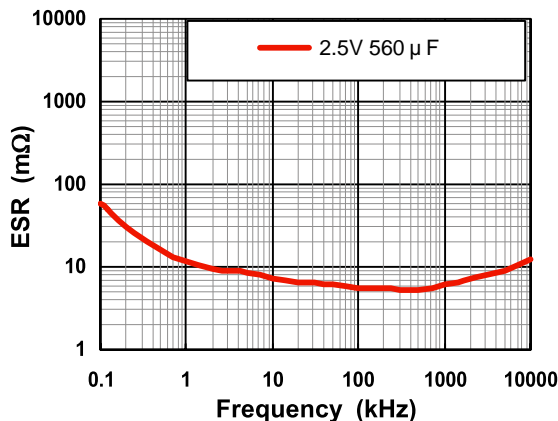
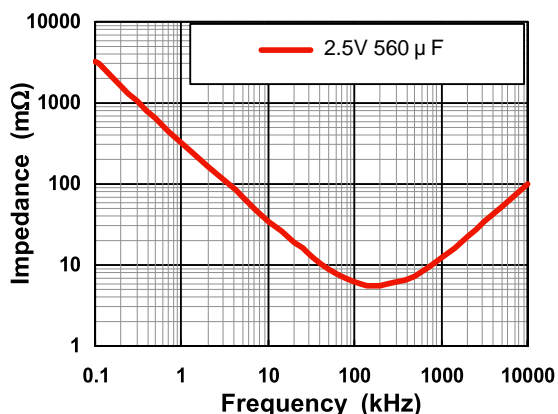
φD×L	φd	P	α
5×8	0.6	2.0	1.0

● Part number & Specifications

Rated Voltage (V)	Rated Capacitance (μ F, 120Hz)	Part Number		Leakage Current * (μ A, 2 min)	tan δ (120Hz)	ESR (m Ω , 100kHz)	ESL (Typ.) (nH, 10MHz)	Rated Ripple Current (mA, r.m.s.)	Case Size ϕ D \times L(mm)
		NICHICON	FPCAP						
2.5	100	RF80E101MDN1□□	FP-2R5RE101M-F8□□	500	0.10	7	1.5	4200	5 \times 8
	330	RF80E331MDN1□□	FP-2R5RE331M-F8□□	500	0.10	7	1.5	4200	5 \times 8
	470	RF80E471MDN1□□	FP-2R5RE471M-F8□□	500	0.10	7	1.5	4200	5 \times 8
	560	RF80E561MDN1□□	FP-2R5RE561M-F8□□	500	0.10	7	1.5	4200	5 \times 8
4	330	RF80G331MDN1□□	FP-4R0RE331M-F8□□	500	0.10	8	1.5	4000	5 \times 8
6.3	270	RF80J271MDN1□□	FP-6R3RE271M-F8□□	500	0.10	11	1.5	3700	5 \times 8

* In case of some doubt about measured values, measure after applying rated voltage for 120 minutes at 105°C.

● Frequency Characteristics



● Part Number (EX) 2.5V, 560 μ F

R	F8	0E	561	M	DN	1	
Type	Series name	Rated Voltage	Rated Capacitance	Capacitance Tolerance	Configuration	Control code	Lead Forming

CG: Cut lead (Bulk)
 JT: ϕ 5x8, 2.5mm pitch taping
 PX: ϕ 5, 5.0mm pitch taping