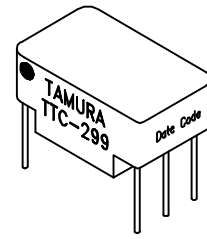


REVISION
09/06/00 LL

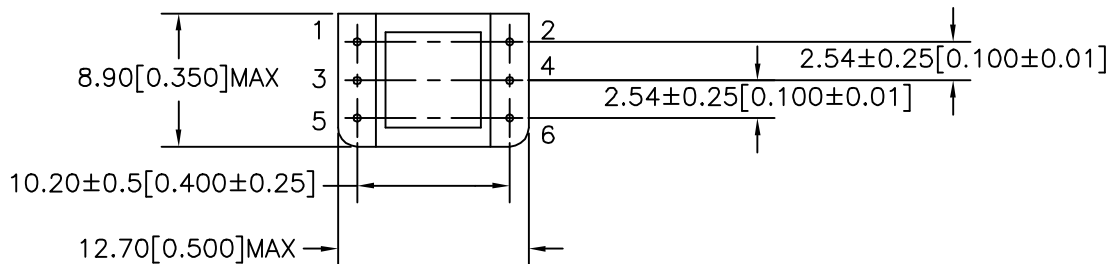
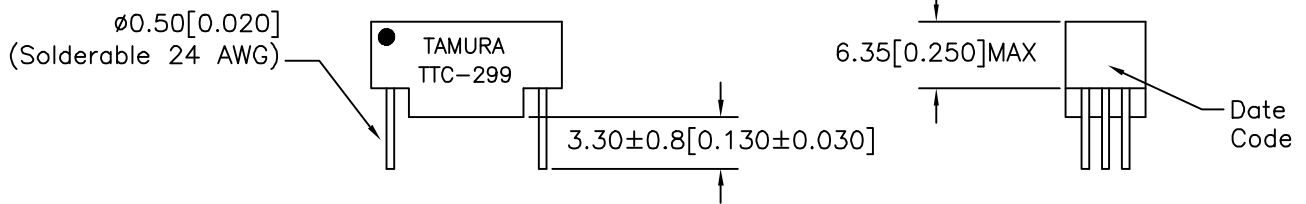
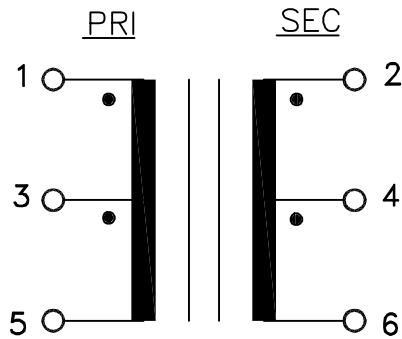
REVISION A
CHANGED
SAFETY,
REMOVED LOGO
FROM PART,
AND ADDED
SIDE VIEW.
08/06/01 LL

- Recognized to UL1950 3rd Edition, UL file #E208555
- Extended temperature range -40°C to +85°C
- Reinforced insulation to meet 3KVrms isolation
- Works with Crystal 61535A, 61574A, 61575, 6158A; Dallas DS2151, 2152, 2153



MODEL NUMBER
TTC-299

Test Parameters	Electrical Specification @ 25°C	Condition	Unit of tolerance
Turns Ratio	1CT:1CT	(1'-5):(2'-6)	±5%
OCL	1.2	@10KHz, 20mV, (1-5)	mH Min
Leakage Inductance	0.8	@10KHz, 20mV, (1-5) with (2-6 shorted)	μH Max
Interwinding Capacitance	40	@ 10KHz, 20mV from primary to secondary	pF Max
DC Resistance	1.0	(1-5), (2-6)	Ω Max
Isolation	3000	For 1 minute	Vrms



PREPARED BY:

D. Rund

ENGINEER:

L. Le

QUALITY CONTROL:

D. Kelley

APPROVED:

J. Coleman

NOTE: Unless otherwise specified, all dimensions are mm[in] with tolerance of $\pm 0.30 [0.012]$

DWG CONTROL NO. P-A1-12584 ACAD\TTC\A1125841.DWG	REV A	TRANSFORMER	TTC-299	
CONTENTS OF THIS DRAWING ARE SUBJECT TO CHANGE WITHOUT PRIOR NOTICE		TAMURA CORPORATION OF AMERICA		MODEL SPECIFICATION
43352 BUSINESS PARK DRIVE, TEMECULA, CA. 92590-6624 (909) 699-1270 FAX 9096769482		DIM: mm(in)		SCL: 1/1 SH: 1 OF 1
PROPRIETARY NOTICE: THIS DRAWING PRINT OR DOCUMENT AND SUBJECT MATTER DISCLOSED HEREIN ARE PROPRIETARY ITEMS TO WHICH TAMURA RETAINS THE EXCLUSIVE RIGHT OF DISSEMINATION, REPRODUCTION, MANUFACTURE AND SALE. THIS DRAWING, PRINT OR DOCUMENT IS SUBMITTED IN CONFIDENCE FOR CONSIDERATION BY THE RECIPIENT ALONE UNLESS PERMISSION FOR FURTHER DISCLOSURE IS EXPRESSLY GRANTED IN WRITING.				